Kirloskar Pneumatic

# Engineering
# End-to-End Excellence




MADE IN KIRLOSKAR

# Earnings Call Presentation

## Q2 & H1 FY27

# Disclaimer

This presentation has been prepared solely for use at the investor/analyst presentation. By attending the meeting where this presentation is made, or by reading the presentation slides, you agree to be bound by the following limitations:

Statements in this presentation, particularly those which relate to management's views and analysis, describing the Company's objectives, projections, estimates and expectations may constitute "forward looking statements" within the meaning of applicable laws and regulations. Actual results may differ materially from those anticipated in the forward-looking statements. The company assumes no obligation to update forward-looking statements to reflect actual results, changed assumptions or other factors.

# Business Verticals

kirloskar Pneumatic

## Air Conditioning & Refrigeration



- Air Conditioning & Refrigeration Equipment
- Refrigeration Systems
- Vapour Absorption Chillers

## Air Compressors

- Centrifugal Air Compressor – Tezcatlipoca
- Screw Air Compressors
- Reciprocating Air &Gas Compressors

## Process Gas Systems

- Upstream Midstream Downstream
- CNG Applications
- Compressed Biogas Applications - Jarilo

## Precision Engineering

- Forging
- Fabrication
- Foundry ( LFC )
- Industrial Gearboxes &Gears
- Loco Transmissions

# Business Presence

Kirloskar Pneumatic

## Corporate Office

One Avante Building
Karve Road,
Kothrud,
Pune

## Manufacturing locations

- Hadapsar, Pune
- Saswad, Pune District
- Eklahare, Nashik

## Dealers Network

- PAN India presence
- 150+ locations

## International Locations

**Dubai**
Sales
Representative Office

**Thailand**
Subsidiary Company
Kirloskar SE Asia
Company Limited

## Subsidiary Company

**Village Patgaon**
**Near Badalapur**

Systems &
Components
India
Private Limited

# Key Highlights

Kirloskar Pneumatic

**Order Board**
As on 1-Oct-26
Rs. 2,040 Cr.

**SALES**
H1 FY27
Rs. 624 Cr.
*(PY Rs. 650 Cr)*

**EBITDA**
H1 FY27
Rs. 103 Cr.
*(PY Rs. 109 Cr)*

**PBT**
H1 FY27
Rs. 85 Cr.
*(PY Rs. 94 Cr)*

**MoU**
with
**Kobe Steel Ltd**
for non-general Compressor in Oil & Gas sector

**ESG Commitment**
Phase II
Pond in Nashik with 9.4 Mn ltr capacity

**New Launch**
Water-well Compressor
KDP 1200-330 S

**Kirloskar South East Asia Co. Ltd**
is now subsidiary of KPCL

# Order Board

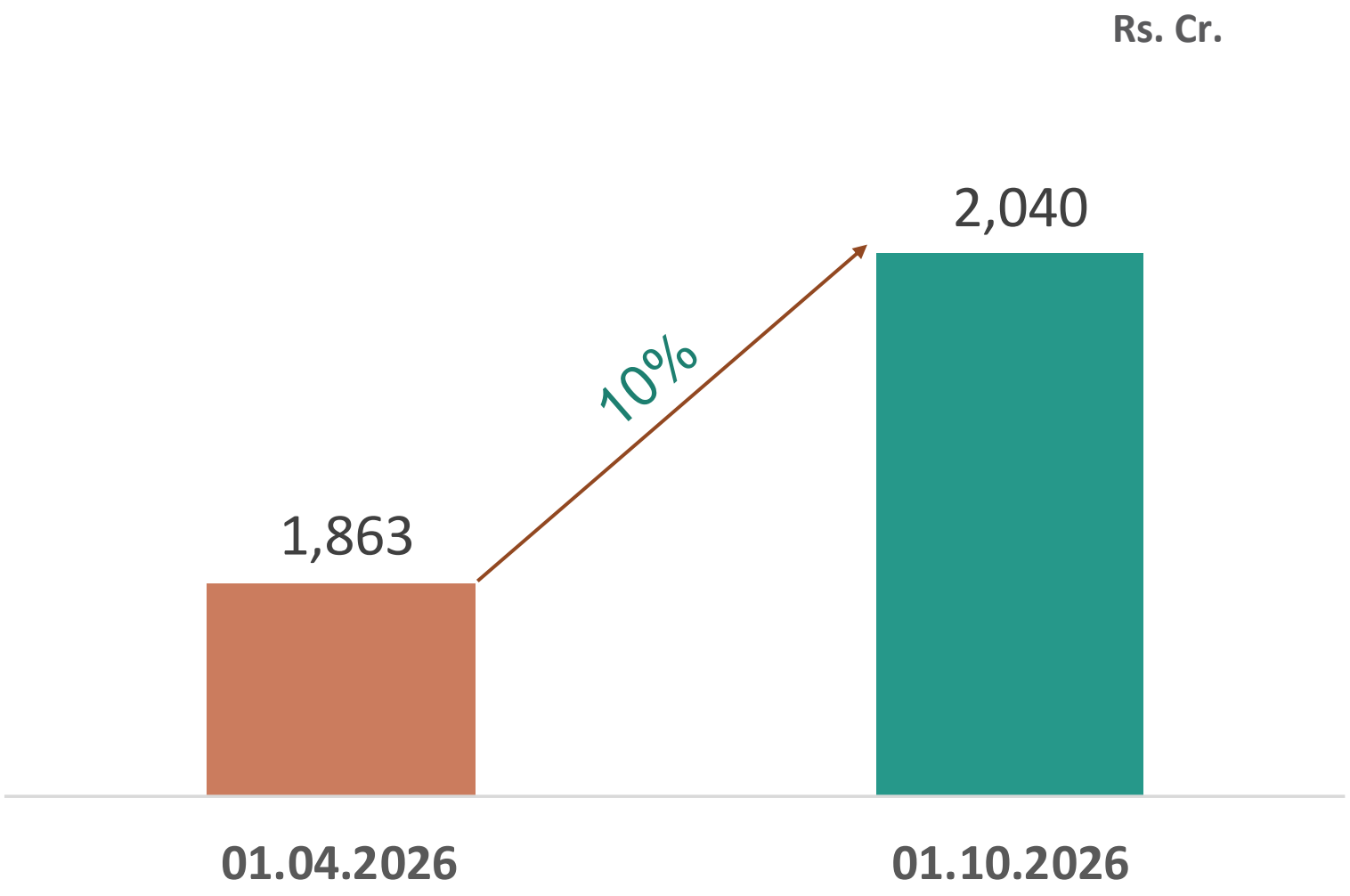

# Total Income

Rs. Cr.

# EBITDA

( Rs. Cr & EBITDA % )

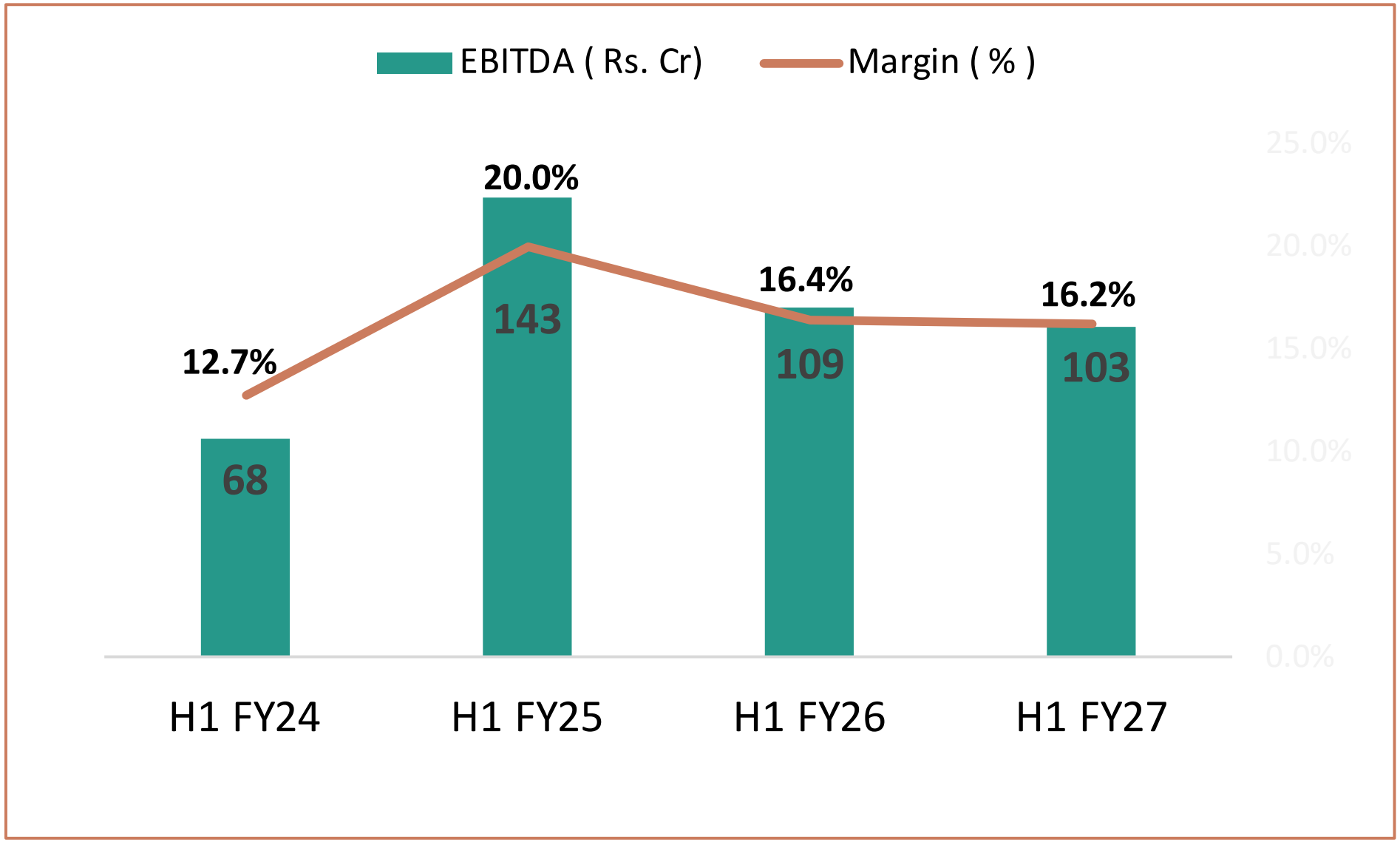

# PBT & PAT

## PBT

( Rs. Cr & PBT % )

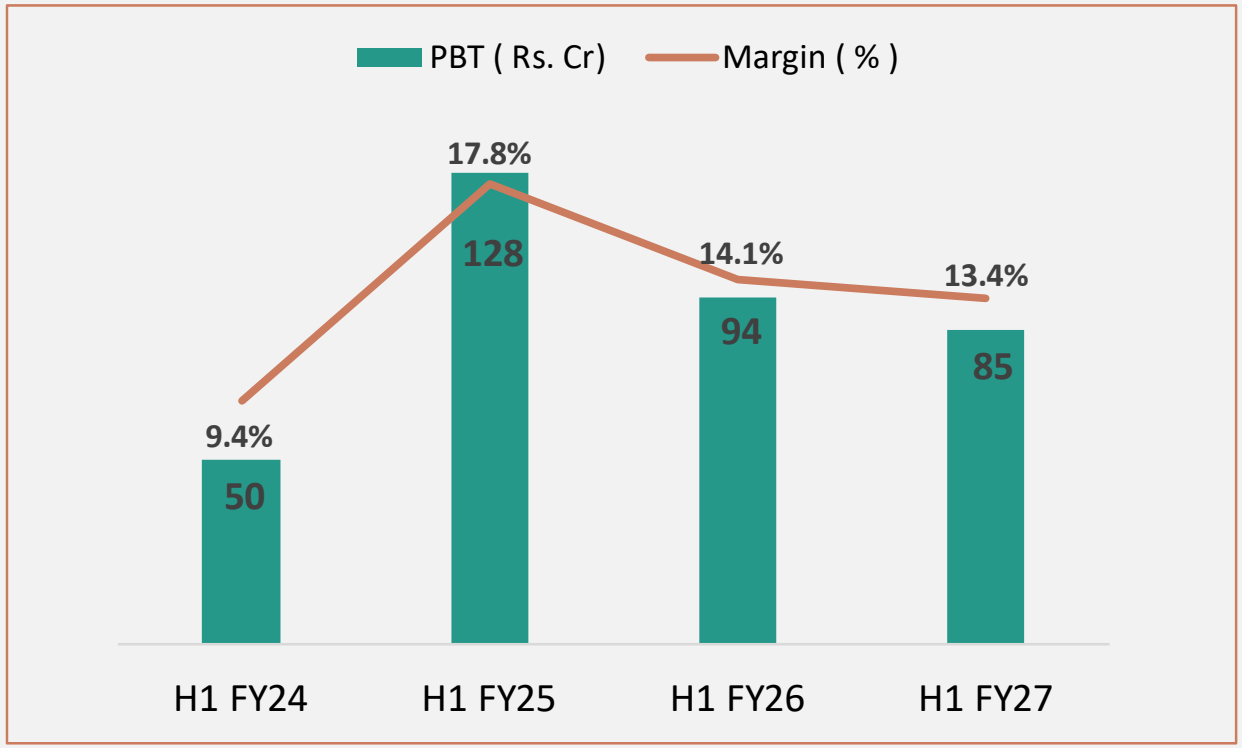


## PAT

( Rs. Cr & PAT % )

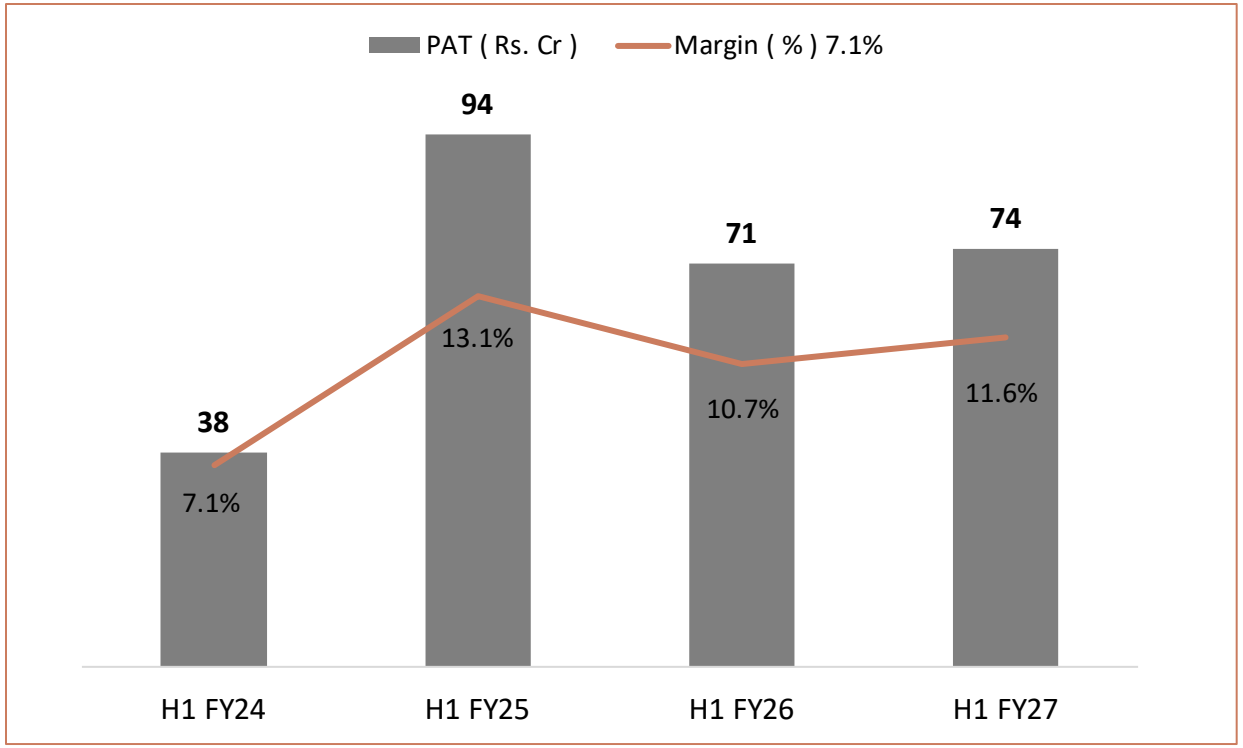

# Segment Results

## Compression segment Sales and other sales

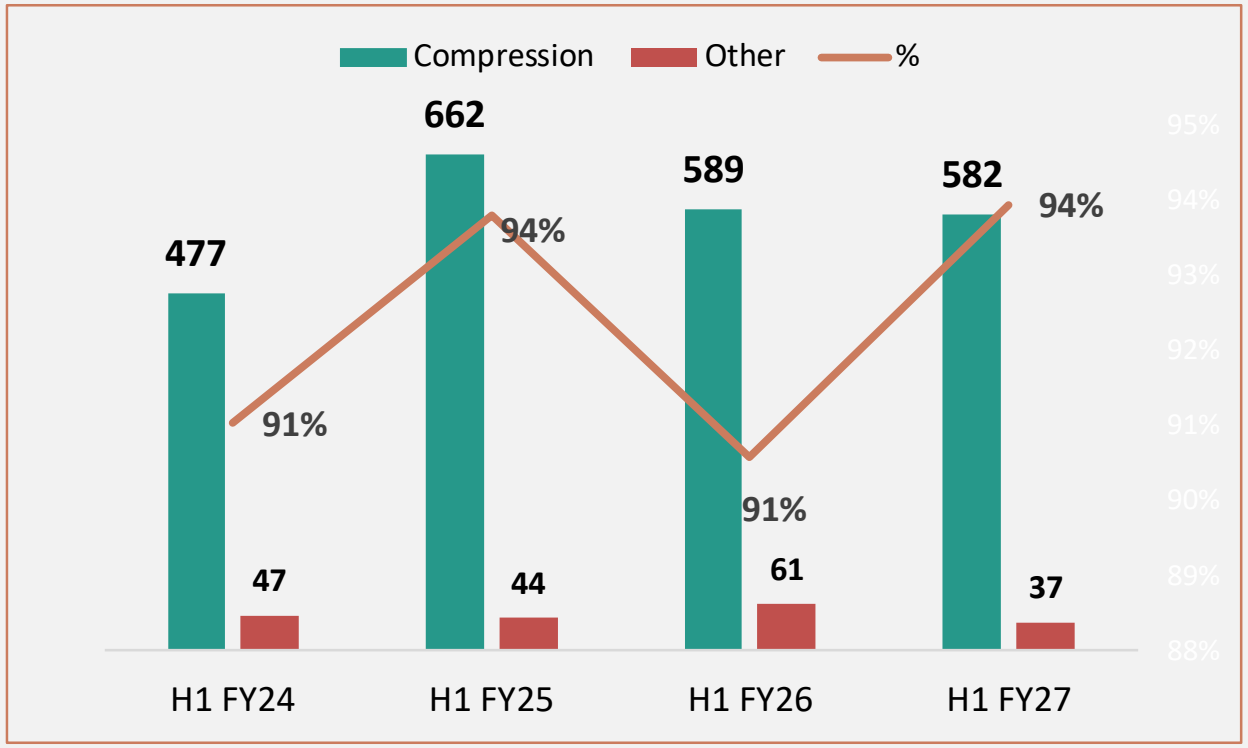


## Compression business - Operating Margin

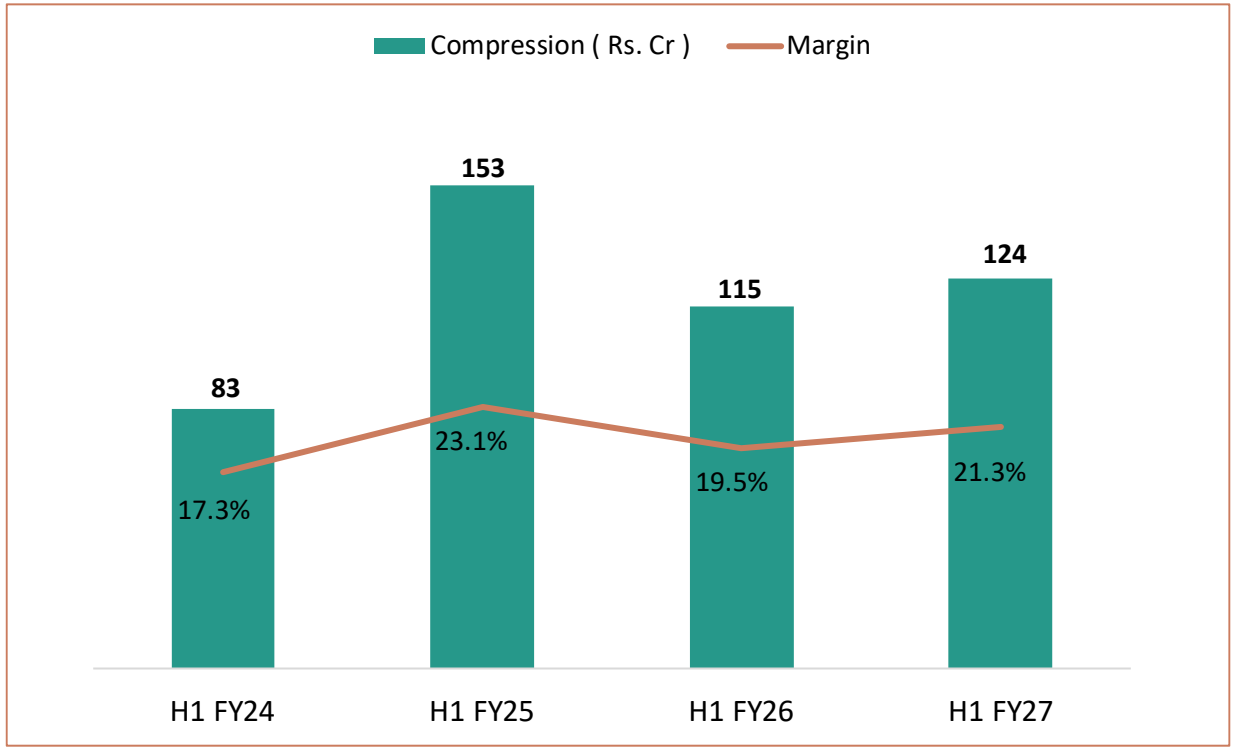

# MoU with Kobe Steel Ltd (KOBELCO) Japan

Kirloskar Pneumatic

Kirloskar Pneumatic Company Limited (KPCL) has signed a memorandum of understanding (MOU) with Kobe Steel, Ltd. (KOBELCO), headquartered in Kobe, Japan to explore strategic cooperation in the non-general purpose of Compressor business in the Indian market.

KOBELCO has built extensive technological expertise and a strong product portfolio over many years in the non-general purpose compressor field, including reciprocating, centrifugal, and screw compressors.

Through this cooperation, the companies will seek to combine the customer base, sales network, and local procurement, manufacturing, and project execution capabilities that the Kirloskar Group and KPCL have developed in the Indian market with KOBELCO's technologies and product capabilities in non-general purpose of compressors. By doing so, the companies aim to strengthen their business platform and competitiveness in India's growing market, expand business primarily in the oil and gas sectors, and create new business opportunities in carbon-neutrality-related fields.

https://www.kobelco.co.jp/english/

# ESG commitment

Kirloskar Pneumatic

## Phase - 1

## Phase - 2

**Key Features :**

- Total Water storage capacity : 16.40 Million Ltrs
- Self sufficient in water resources
- Rainwater collection & storage
- Connected to entire Nashik factory

# New Launch

## WATERWELL COMPRESSOR

### KDP 1200-330 S

**Energy-Saving Airend**

Proprietary V-rotor profile delivers higher CFM output per liter of fuel consumed.

**Fuel Efficiency**

**1,000-Hr Service Interval**

Doubled maintenance cycles cut scheduled downtime and lower operating costs.

** Oil filter needs to be change at 500hrs

**Low Maintenance**

**Extreme Weather Durability**

Built to perform reliably under high heat, heavy dust, and continuous heavy loads.

**High Durability**

**Better Flushing**

Larger capacity AOS tank enables rapid flushing

**DTH Performance**

| Parameter | KDP 1200-330 S Specification | Operational Benefit |
|---|---|---|
| Air Outlet Connection | 2" × 1 Nos. + 3/4" × 2 Nos. | Dual auxiliary utility lines plus high-flow main delivery |
| Overall Dimensions (L×W×H) | 4125 × 1800 × 1870 mm | Low center of gravity for stable on-road transport |
| Compressor Type | Diesel Screw Compressor (Skid Mounted) | Pulse-free continuous air for rapid DTH hammer drilling |
| Application Category | Water well Drilling , Pigging, Piling and Solar | Built for arduous hard-rock pan-India strata |

# Standalone Income Statement

kirloskar Pneumatic

**STATEMENT OF UNAUDITED STANDALONE FINANCIAL RESULTS**
**FOR THE QUARTER AND HALF YEAR ENDED SEPTEMBER 30, 2026**

₹ in Million

| Sr. No. | Particulars | Quarter ended on | | | Half Year ended on September 30, | | Year ended on March 31, |
|---|---|---|---|---|---|---|---|
| | | Sept 30 2026 | Jun 30 2026 | Sept 30 2025 | 2026 | 2025 | 2026 |
| | | Unaudited | | | Unaudited | | Audited |
| I | Revenue from operations | 3,197 | 3,003 | 3,781 | 6,200 | 6,501 | 17,592 |
| II | Other Income | 80 | 79 | 68 | 159 | 150 | 271 |
| III | **Total Income ( I + II )** | **3,277** | **3,082** | **3,849** | **6,359** | **6,651** | **17,863** |
| IV | **EXPENSES** | | | | | | |
| | Cost of material consumed | 1,453 | 1,111 | 1,889 | 2,564 | 3,027 | 8,307 |
| | Purchase of Traded Goods | 156 | 125 | 157 | 281 | 250 | 575 |
| | Changes in inventories of finished goods,stock in trade & work in progress | (181) | 81 | (77) | (100) | (24) | (154) |
| | Employee benefit expense | 553 | 537 | 484 | 1,090 | 974 | 2,005 |
| | Finance cost | 0 | 0 | 2 | 0 | 2 | 2 |
| | Depreciation and amortisation expense | 91 | 88 | 77 | 179 | 149 | 311 |
| | Manufacturing / Processing charges | 378 | 315 | 325 | 693 | 620 | 1,577 |
| | Other Expenses | 431 | 369 | 422 | 800 | 715 | 1,678 |
| | **Total Expenses ( IV )** | **2,881** | **2,626** | **3,279** | **5,507** | **5,713** | **14,301** |
| V | **Profit/(Loss) before exceptional items & Tax ( III - IV )** | **396** | **456** | **570** | **852** | **938** | **3,562** |
| VI | **Exceptional items** | 110 | - | - | 110 | - | (140) |
| VII | **Profit/ (Loss) before tax ( V - VI )** | **506** | **456** | **570** | **962** | **938** | **3,422** |
| VIII | **Tax expenses** | | | | | | |
| | Current Tax ( net of previous year ) | 110 | 96 | 122 | 206 | 198 | 838 |
| | Deferred Tax | (2) | 19 | 16 | 17 | 27 | (0) |
| IX | **Profit/ (Loss) for the period ( VII - VIII )** | **398** | **341** | **432** | **739** | **713** | **2,584** |
| X | **Other Comprehensive Income** | | | | | | |
| | i) Items that will not be reclassified to profit or loss | (3) | 247 | (106) | 244 | 135 | (529) |
| | ii) Income tax relating to items that will not be reclassified to profit or loss | (13) | (35) | 15 | (48) | (19) | 72 |
| XI | **Total Comprehensive Income for the period ( IX + X ) (Comprising Profit / (Loss) and Other Comprehensive Income for the period)** | **382** | **553** | **341** | **935** | **829** | **2,127** |
| XII | Paid up Equity Share Capital (Face Value of Rs. 1/- each) | 130 | 130 | 130 | 130 | 130 | 130 |
| XIII | Other Equity | | | | | | 12,380 |
| XIV | **Earning per equity share basic (Rs.)** | **3.07** | **2.62** | **3.33** | **5.69** | **5.49** | **19.90** |
| | **Earning per equity share diluted (Rs.)** ( Not Annualised ) | **3.06** | **2.62** | **3.32** | **5.68** | **5.48** | **19.87** |

# Consolidated Income Statement

**Subsidiaries :**

1. Systems & Components India Pvt. Ltd
2. Kirloskar Southeast Asia Co. Ltd

**STATEMENT OF UNAUDITED CONSOLIDATED FINANCIAL RESULTS**
**FOR THE QUARTER AND HALF YEAR ENDED SEPTEMBER 30, 2026**

₹ in Million

| Sr. No. | Particulars | Quarter ended on | | | Half Year ended on September 30, | | Year ended on March 31, |
|---|---|---|---|---|---|---|---|
| | | Sept 30 2026 | Jun 30 2026 | Sept 30 2025 | 2026 | 2025 | 2026 |
| | | Unaudited | | | Unaudited | | Audited |
| I | Revenue from operations | 3,263 | 3,031 | 3,864 | 6,294 | 6,681 | 17,868 |
| II | Other Income | 81 | 81 | 72 | 162 | 156 | 277 |
| III | **Total Income ( I + II )** | **3,344** | **3,112** | **3,936** | **6,456** | **6,837** | **18,145** |
| IV | **EXPENSES** | | | | | | |
| | Cost of material consumed | 1,485 | 1,122 | 1,937 | 2,607 | 3,099 | 8,440 |
| | Purchase of Traded Goods | 178 | 127 | 159 | 305 | 252 | 579 |
| | Changes in inventories of finished goods, stock in trade & work in progress | (193) | 88 | (74) | (105) | 59 | (75) |
| | Employee benefit expenses | 569 | 550 | 501 | 1,119 | 1,006 | 2,070 |
| | Finance Cost | 0 | 1 | 5 | 1 | 7 | 11 |
| | Depreciation and amortisation expenses | 93 | 89 | 78 | 182 | 153 | 318 |
| | Manufacturing / Processing charges | 378 | 315 | 325 | 693 | 620 | 1,577 |
| | Other Expenses | 439 | 373 | 431 | 812 | 727 | 1,705 |
| | **Total Expenses ( IV )** | **2,949** | **2,665** | **3,362** | **5,614** | **5,923** | **14,625** |
| V | **Profit/(Loss) before exceptional items & tax ( III - IV )** | **395** | **447** | **574** | **842** | **914** | **3,520** |
| VI | **Exceptional items** | 110 | - | - | 110 | - | (141) |
| VII | **Profit/ (Loss) before tax ( V - VI )** | **505** | **447** | **574** | **952** | **914** | **3,379** |
| VIII | **Tax expenses** | | | | | | |
| | Current Tax ( net of previous year ) | 112 | 96 | 122 | 208 | 198 | 839 |
| | Deferred Tax | (7) | 19 | 14 | 12 | 25 | (3) |
| IX | **Profit/ (Loss) for the period ( VII - VIII )** | **400** | **332** | **438** | **732** | **691** | **2,543** |
| X | **Other Comprehensive Income** | | | | | | |
| | i) Items that will not be reclassified to profit or loss | (3) | 247 | (106) | 244 | 134 | (529) |
| | ii) Income tax relating to items that will not be reclassified to profit or loss | (13) | (35) | 15 | (48) | (19) | 72 |
| XI | **Total Comprehensive Income for the period ( IX + X ) (Comprising Profit / (Loss) and Other Comprehensive Income for the period)** | **384** | **544** | **347** | **928** | **806** | **2,086** |
| XII | **Profit attributable to :** | | | | | | |
| | Equity holders of parent | 400 | 334 | 435 | 734 | 701 | 2,561 |
| | Non-controlling interest | - | (2) | 3 | (2) | (10) | (18) |
| XIII | **Other Comprehensive Income attributable to :** | | | | | | |
| | Equity holders of parent | (16) | 212 | (90) | 196 | 116 | (457) |
| | Non-controlling interest | - | (0) | (1) | (0) | (1) | 0 |
| XIV | **Total Comprehensive Income attributable to :** | | | | | | |
| | Equity holders of parent | **384** | **546** | **345** | **930** | **817** | **2,104** |
| | Non-controlling interest | **-** | **(2)** | **2** | **(2)** | **(11)** | **(18)** |
| XV | Paid up Equity Share Capital | 130 | 130 | 130 | 130 | 130 | 130 |
| | (Face Value of Rs. 1/- each) | | | | | | |
| XVI | Other Equity | | | | | | 12,358 |
| XVII | **Earning per equity share basic (Rs.)** | **3.08** | **2.57** | **3.35** | **5.65** | **5.40** | **19.72** |
| | **Earning per equity share diluted (Rs.)** | **3.07** | **2.57** | **3.34** | **5.64** | **5.39** | **19.69** |
| | ( Not Annualised ) | | | | | | |

# THANK YOU

For further Information, Please Contact:


**Kirloskar Pneumatic Co. Ltd.**

**Ramesh Birajdar**
Vice President & Chief Financial Officer

Ph : +91 90 11 71 93 29
Email : ramesh.birajdar@kirloskar.com

**Group Investor Relations**

**Ms. Mayura Bhusari**

Tel (020) 69065007 Ext. 261
Email : mayura.bhusari@kirloskar.com