



KIRLOSKAR PNEUMATIC COMPANY LIMITED


A Kirloskar Group Company

Enriching Lives

UNAUDITED FINANCIAL RESULTS (PROVISIONAL) FOR THE QUARTER ENDED SEPTEMBER 30, 2014

₹ in Lacs

Sr. No.	Particulars	Quarter ended on			Six Months ended on September 30,		Year ended on March 31,
		Sept. 30 2014	June 30 2014	Sept. 30 2013	2014	2013	2014
		Unaudited			Unaudited		Audited
1	Income From Operations						
a	Net Sales / Income from operations (Net of excise duty)	9,126	7,172	13,834	16,298	25,842	50,993
b	Other Operating Income	59	159	78	218	184	550
	Total income from operations(net)	9,185	7,331	13,912	16,516	26,026	51,543
2	Expenses						
a	Cost of material consumed	4,691	3,725	7,346	8,416	12,856	24,434
b	Changes in inventories of finished goods, work in progress & stock in trade	(130)	(261)	44	(391)	458	1,895
c	Employee benefit expense	2,025	2,214	2,076	4,239	4,202	8,088
d	Depreciation and amortisation expense	464	453	322	917	630	1,321
e	Other Expenditure	2,364	2,294	2,768	4,658	5,169	10,678
	Total expenses	9,414	8,425	12,556	17,839	23,315	46,416
3	Profit/(Loss) from Operations before Other Income ,finance cost & exceptional items	(229)	(1,094)	1,356	(1,323)	2,711	5,127
4	Other income	186	715	95	901	492	1,055
5	Profit/(Loss) from ordinary activities before finance cost & exceptional items	(43)	(379)	1,451	(422)	3,203	6,182
6	Finance cost	1	-	7	1	20	35
7	Profit/(Loss) from ordinary activities after finance cost but before exceptional items	(44)	(379)	1,444	(423)	3,183	6,147
8	Exceptional items	-	-	-	-	-	-
9	Profit/(Loss) from ordinary activities before tax	(44)	(379)	1,444	(423)	3,183	6,147
10	Tax expense	(46)	(354)	579	(400)	1,139	2,264
11	Net Profit / (Loss) from ordinary activities after	2	(25)	865	(23)	2,044	3,883
12	Paid up Equity Share Capital (Face Value of Rs. 10/- each)	1,284	1,284	1,284	1,284	1,284	1,284
13	Reserves excluding Revaluation Reserve as per balancesheet of previous accounting year						26,977
14	Earning per share basic and diluted (Rs.)	0.02	(0.20)	6.74	(0.18)	15.92	30.24





Enriching Lives

₹ in Lacs

Sr. No.	Particulars	Quarter ended on			Six Months ended on September 30,		Year ended on March 31,
		Sept. 30 2014	June 30 2014	Sept. 30 2013	2014	2013	2014
		Unaudited			Unaudited		Audited
A	PARTICULARS OF SHAREHOLDING						
1	Public Shareholding						
	Number of Shares	4,124,214	4,124,214	4,124,214	4,124,214	4,124,214	4,124,214
	Percentage of Shareholding	32.11%	32.11%	32.11%	32.11%	32.11%	32.11%
2	Promoter & Promoter Group Share holding						
	a. Pledged / Encumbered						
	Number of Shares	-	-	-	-	-	-
	Percentage of shares (as a % of the total shareholding of promoter and promoter group)	-	-	-	-	-	-
	Percentage of shares (as a % of the total share capital of the company)	-	-	-	-	-	-
	b. Non Encumbered						
	Number of Shares	8,720,124	8,720,124	8,720,124	8,720,124	8,720,124	8,720,124
	Percentage of shares (as a % of the total shareholding of promoter and promoter group)	100.00%	100.00%	100.00%	100.00%	100.00%	100.00%
	Percentage of shares (as a % of the total share capital of the company)	67.89%	67.89%	67.89%	67.89%	67.89%	67.89%

Particulars	3 Months ended September 30, 2014
B INVESTOR COMPLAINTS	
Pending at the beginning of the quarter	Nil
Received during the quarter	1
Disposed off during the quarter	1
Remaining unresolved at the end of the quarter	Nil

Notes

- 1 Company has computed depreciation as per useful life given in Schedule II of the Companies Act, 2013. An amount of Rs. 148.56 lacs (net of deferred tax) has been recognised in the opening balance of retained earnings where the useful life of an asset as per the said schedule is NIL
- 2 The credit for the quarter in tax expense is on account of recognition of deferred tax asset which is expected to get reversed in subsequent quarters upon Company earning profits.
- 3 The above Results have been reviewed and recommended by the Audit Committee & approved by the Board of Directors at its Meeting held on 3rd November, 2014. The Statutory Auditors have conducted 'Limited Review' of the Financial Results.
- 4 Previous periods' figures are regrouped, wherever necessary to make them comparable with those of the current year.



For Kirloskar Pneumatic Co. Ltd.

Aditya Kowshik
Aditya Kowshik
Managing Director

Place : Pune
Date : November 3, 2014




Enriching Lives

SEGMENT-WISE REVENUE, RESULTS AND CAPITAL EMPLOYED, AS PER CLAUSE 41 OF THE LISTING AGREEMENT

₹ in Lacs

Sr. No.	Particulars	Quarter ended on			Six Months ended on		Year ended on	
		Sept. 30,	June 30,	Sept. 30,	Sept. 30,		March 31,	
		2014	2014	2013	2014	2013	2014	
			Unaudited			Unaudited		Audited
1	Segment Revenue							
	a Compression Systems	8,031	5,849	11,660	13,881	21,317	41,588	
	b Transmission Products	1,095	1,323	2,174	2,417	4,525	6,793	
	c Other	-	-	-	-	-	2,612	
	Total	9,126	7,172	13,834	16,298	25,842	50,993	
	Less : Inter Segment revenue	-	-	-	-	-	-	
	Net Sales/ Income from operations	9,126	7,172	13,834	16,298	25,842	50,993	
2	Segment Results							
	Profit/(Loss) before tax and interest from each segment							
	a Compression Systems	872	(11)	2,234	861	4,062	8,194	
	b Transmission Products	(307)	(204)	157	(511)	536	(129)	
	Total	565	(215)	2,391	350	4,598	8,065	
	Less : i. Interest	1	-	7	1	20	35	
	ii. Other unallocable expenditure net off unallocable income	608	164	940	772	1,395	1,883	
	Total Profit/(Loss) Before Tax	(44)	(379)	1,444	(423)	3,183	6,147	
3	Capital Employed							
	(Segment Assets - Segment Liabilities)							
	a Compression Systems	5,396	6,748	8,655	5,396	8,655	8,740	
	b Transmission Products	2,936	3,046	4,888	2,936	4,888	3,932	
	Total Capital employed in segments	8,332	9,794	13,543	8,332	13,543	12,672	
	Add : Unallocable corporate assets Net of Liabilities	19,336	18,142	14,387	19,336	14,387	15,643	
	Total Capital employed in the Company	27,668	27,936	27,930	27,668	27,930	28,315	



For Kirloskar Pneumatic Co. Ltd.
Aditya Kowshik
 Aditya Kowshik
 Managing Director

Place : Pune
 Date : November 3, 2014



Enriching Lives

STATEMENT OF ASSETS AND LIABILITIES

₹ in Lacs

Sr. No.	Particulars	As at September 30,		Year ended on
		2014	2013	March 31,
		Unaudited		Audited
A	EQUITY AND LIABILITIES			
1	Shareholders Funds			
	a) Share Capital	1,284	1,284	1,284
	b) Reserves and Surplus	26,805	26,641	26,977
	c) Money received against share warrants	-	-	-
	Sub-total - Shareholders' funds	28,089	27,925	28,261
2	Share application money pending allotment	-	-	-
3	Non-current liabilities			
	a) Long-term borrowings	-	-	-
	b) Deferred Tax Liabilities (net)	-	4	54
	c) Other long-term liabilities	87	104	97
	d) Long-term provisions	435	403	434
	Sub-total - Non-current liabilities	522	511	585
4	Current liabilities			
	a) Short-term borrowings	-	-	-
	b) Trade payables	6,612	8,078	7,412
	c) Other current liabilities	8,325	8,034	7,077
	d) Short-term provisions	2,111	1,393	3,663
	Sub-total - Non-current liabilities	17,048	17,505	18,152
	TOTAL - EQUITY AND LIABILITIES	45,659	45,941	46,998
B	ASSETS			
1	Non-current assets			
	a) Fixed Assets	10,533	11,456	11,391
	b) Non-current investments	286	296	296
	c) Deferred Tax Assets (net)	421	-	-
	d) Long-term loans and advances	531	761	575
	e) Other non-current assets	10	141	51
	Sub-total - Non-current assets	11,781	12,654	12,313
2	Current assets			
	a) Current investments	12,235	10,265	11,785
	b) Inventories	5,123	6,277	4,180
	c) Trade receivables	10,538	13,111	14,286
	d) Cash and cash equivalents	2,265	1,031	1,309
	e) Short-term loans and advances	930	1,163	1,104
	f) Other current assets	2,787	1,440	2,020
	Sub-total - current assets	33,878	33,287	34,685
	TOTAL - ASSETS	45,659	45,941	46,998



For Kirloskar Pneumatic Co. Ltd.

Aditya Kowshik
Managing DirectorPlace : Pune
Date : November 3, 2014

M/S P.G.BHAGWAT
Chartered Accountants


Review Report to the members of Kirloskar Pneumatic Co. Limited

We have reviewed the accompanying statement of unaudited financial results of Kirloskar Pneumatic Co. Limited for the quarter ended 30th September 2014, except for the disclosures regarding 'Public Shareholding' and 'Promoter Group Shareholding' which have been traced from disclosures made by the management and have not been audited by us. This statement is the responsibility of the Company's Management and has been approved by the Board of Directors. Our responsibility is to issue a report on these financial statements based on our review.

We conducted our review in accordance with the Standard on Review Engagement (SRE) 2410, *Engagements to Review Financial Statements* issued by the Institute of Chartered Accountants of India. This standard requires that we plan and perform the review to obtain moderate assurance as to whether the financial statements are free of material misstatement. A review is limited primarily to inquiries of company personnel and analytical procedures applied to financial data and thus provides less assurance than an audit. We have not performed an audit and accordingly, we do not express an audit opinion.

Based on our review conducted as above, nothing has come to our attention that causes us to believe that the accompanying statement of unaudited financial results prepared in accordance with applicable accounting standards and other recognised accounting practices and policies has not disclosed the information required to be disclosed in terms of Clause 41 of the Listing Agreement including the manner in which it is to be disclosed, or that it contains any material misstatement.

For M/S P G BHAGWAT,
(FRN : 101118W)
Chartered Accountants,


S.S. Athavale
Partner

Membership No. : 83374



Place : Pune

Date: 3 November 2014