




Enriching Lives

Introductory sub-table (I)(a)

| Name of the Company: KIRLOSKAR PNEUMATIC COMPANY LIMITED  |                              |   |  |
|---|------------------------------|---|--|
| Scrip Code, Name of the scrip, class of security: 505283, KIRLPNU, EQUITY                             |                              |   |  |
| Quarter ended: SEPTEMBER 30, 2014   |                              |   |  |
| Partly paid-up shares:-   | No. of partly paid-up shares | As a % of total no. of partly paid-up shares              | As a % of total no. of shares of the company   |
| Held by promoter/promoter group   |                              | #DIV/0!   | #DIV/0!  |
| Held by public  |                              | #DIV/0!   | #DIV/0!  |
| Total   | 0                            | #DIV/0!   | #DIV/0!  |
| Outstanding convertible securities:- No. of outstanding securities                                    |                              | As a % of total no. of outstanding convertible securities | As a % of total no. of shares of the company, assuming full conversion of the convertible securities |
| Held by promoter/promoter group   |                              | #DIV/0!   | #DIV/0!  |
| Held by public  |                              | #DIV/0!   | #DIV/0!  |
| Total   | 0                            | #DIV/0!   | #DIV/0!  |
| Warrants:-  | No. of warrants              | As a % of total no. of warrants                           | As a % of total no. of shares of the company, assuming full conversion of warrants                   |
| Held by promoter/promoter group   |                              | #DIV/0!   | #DIV/0!  |
| Held by public  |                              | #DIV/0!   | #DIV/0!  |
| Total   | 0                            | #DIV/0!   | #DIV/0!  |
| Total paid-up capital of the company, assuming full conversion of warrants and convertible securities |                              |   |  |






Enriching Lives

Statement Showing Shareholding Pattern as on September 30, 2014


| Category code | Category of Shareholder                                      | Number of Shareholders | Table (I)(a)           |  | Total shareholding as a percentage of total number of shares |                            | Shares Pledged or otherwise encumbered |                        |
|---------------|--|------------------------|------------------------|--|--|----------------------------|--|------------------------|
|               |  |                        | Total number of shares | Number of shares held in dematerialized form | As a percentage of (A+B) <sup>1</sup>                        | As a percentage of (A+B+C) | Number of shares                       | As a percentage        |
|               |  |                        | (IV)                   | (V)  | (VI)   | (VII)                      | (VIII)                                 | (IX) = (VIII)/(IV)*100 |
| (I)           | (II)   | (III)                  | (IV)                   | (V)  | (VI)   | (VII)                      | (VIII)                                 | (IX) = (VIII)/(IV)*100 |
| (A)           | Shareholding of Promoter and                                 |                        |                        |  |  |                            |  |                        |
| 1             | Indian   |                        |                        |  |  |                            |  |                        |
| (a)           | Individuals/ Hindu Undivided Family                          | 11                     | 537,157                | 537,157                                      | 4.18   | 4.18                       | -                                      | -                      |
| (b)           | Central Government/ State Government(s)                      |                        |                        |  | -  | -                          | -                                      | #DIV/0!                |
| (c)           | Bodies Corporate   | 7                      | 8,182,967              | 8,182,967                                    | 63.71  | 63.71                      | -                                      | -                      |
| (d)           | Financial Institutions/ Banks                                |                        |                        |  | -  | -                          | -                                      | #DIV/0!                |
| (e)           | Any Others(Specify)  |                        |                        |  | -  | -                          | -                                      | #DIV/0!                |
| (e-i)         |  |                        |                        |  | -  | -                          | -                                      | #DIV/0!                |
| (e-ii)        |  |                        |                        |  | -  | -                          | -                                      | #DIV/0!                |
|               | Sub Total(A)(1)  | 18                     | 8,720,124              | 8,720,124                                    | 67.89  | 67.89                      | -                                      | -                      |
| 2             | Foreign  |                        |                        |  |  |                            |  |                        |
| a             | Individuals (Non-Residents Individuals/ Foreign Individuals) |                        |                        |  | -  | -                          | -                                      | #DIV/0!                |
| b             | Bodies Corporate   |                        |                        |  | -  | -                          | -                                      | #DIV/0!                |
| c             | Institutions   |                        |                        |  | -  | -                          | -                                      | #DIV/0!                |
| d             | Qualified Foreign Investor                                   |                        |                        |  | -  | -                          | -                                      | #DIV/0!                |
| e             | Any Others(Specify)  |                        |                        |  | -  | -                          | -                                      | #DIV/0!                |
| e-i           |  |                        |                        |  | -  | -                          | -                                      | #DIV/0!                |
| e-ii          |  |                        |                        |  | -  | -                          | -                                      | #DIV/0!                |
|               | Sub Total(A)(2)  | -                      | -                      | -  | -  | -                          | -                                      | #DIV/0!                |
|               | Total Shareholding of Promoter                               | 18                     | 8,720,124              | 8,720,124                                    | 67.89  | 67.89                      | -                                      | -                      |
| (B)           | Public shareholding  |                        |                        |  |  |                            |  |                        |
| 1             | Institutions   |                        |                        |  |  |                            |  |                        |
| (a)           | Mutual Funds/ UTI  | 13                     | 2,221,387              | 2,214,012                                    | 17.29  | 17.29                      | -                                      | -                      |
| (b)           | Financial Institutions/ Banks                                | 16                     | 946                    | 335  | 0.00   | 0.00                       | -                                      | -                      |
| (c)           | Central Government/ State Government(s)                      |                        |                        |  | -  | -                          | -                                      | #DIV/0!                |
| (d)           | Venture Capital Funds  |                        |                        |  | -  | -                          | -                                      | #DIV/0!                |
| (e)           | Insurance Companies  | 3                      | 58,777                 | 53,327                                       | 0.46   | 0.46                       | -                                      | -                      |
| (f)           | Foreign Institutional Investors                              | -                      | -                      | -  | 0.00   | 0.00                       | -                                      | #DIV/0!                |
| (g)           | Foreign Venture Capital Investors                            |                        |                        |  | -  | -                          | -                                      | #DIV/0!                |
| (h)           | Qualified Foreign Investor                                   |                        |                        |  | -  | -                          | -                                      | #DIV/0!                |
| (i)           | Any Other (specify)  |                        |                        |  | -  | -                          | -                                      | #DIV/0!                |
| (i-i)         |  |                        |                        |  | -  | -                          | -                                      | #DIV/0!                |
| (i-ii)        |  |                        |                        |  | -  | -                          | -                                      | #DIV/0!                |
|               | Sub-Total (B)(1)   | 32                     | 2,281,110              | 2,267,674                                    | 17.76  | 17.76                      | -                                      | #DIV/0!                |





Enriching Lives


| Category code | Category of Shareholder   | Number of Shareholders | Total number of shares | Number of shares held in dematerialized form | Total shareholding as a percentage of total number of shares |                            | Shares Pledged or otherwise encumbered |                       |
|---------------|---|------------------------|------------------------|--|--|----------------------------|--|-----------------------|
|               |   |                        |                        |  | As a percentage of (A+B) <sup>1</sup>                        | As a percentage of (A+B+C) | Number of shares                       | As a percentage       |
| (I)           | (II)  | (III)                  | (IV)                   | (V)  | (VI)   | (VII)                      | (VIII)                                 | (IX) = (VIII)/(V)*100 |
| <b>B 2</b>    | <b>Non-Institutions</b>   |                        |                        |  |  |                            |  |                       |
| (a)           | Bodies Corporate  | 211                    | 383,710                | 370,470                                      | 2.99   | 2.99                       | 1,179                                  | 0.31                  |
| (b)           | Individuals   |                        |                        |  | -  | -                          |  | #DIV/0!               |
| I             | Individuals -i. Individual shareholders holding nominal share capital up to Rs 1 lakh   | 17,695                 | 1,172,016              | 747,957                                      | 9.12   | 9.12                       | 7,990                                  | 0.68                  |
| II            | ii. Individual shareholders holding nominal share capital in excess of Rs. 1 lakh.      | 11                     | 253,584                | 253,584                                      | 1.97   | 1.97                       | -                                      | -                     |
| (c)           | Qualified Foreign Investor  |                        |                        |  | -  | -                          |  | #DIV/0!               |
| (d-i)         | Any Other (specify) Clearing Members  | 23                     | 1,646                  | 1,646  | 0.01   | 0.01                       | 120                                    | 7.29                  |
| (d-ii)        | Non Resident Indians (Repatriable)  | 47                     | 10,776                 | 10,511                                       | 0.08   | 0.08                       |  | -                     |
| (d-iii)       | Non Resident Indians (Non-Repatriable)  | 37                     | 21,371                 | 21,371                                       | 0.17   | 0.17                       |  | -                     |
| (d-iv)        | Trusts  | 1                      | 1                      | 1  | 0.00   | 0.00                       |  | -                     |
|               | <b>Sub-Total (B)(2)</b>   | <b>18,025</b>          | <b>1,843,104</b>       | <b>1,405,540</b>                             | <b>14.35</b>   | <b>14.35</b>               | <b>9,289</b>                           | <b>0.50</b>           |
|               |   |                        |                        |  |  |                            |  | #DIV/0!               |
| <b>(B)</b>    | <b>Total Public Shareholding (B)= (B)(1)+(B)(2)</b>                                     | <b>18,057</b>          | <b>4,124,214</b>       | <b>3,673,214</b>                             | <b>32.11</b>   | <b>32.11</b>               | <b>9,289</b>                           | <b>0.23</b>           |
|               |   |                        |                        |  |  |                            |  | #DIV/0!               |
|               | <b>TOTAL (A)+(B)</b>  | <b>18,075</b>          | <b>12,844,338</b>      | <b>12,393,338</b>                            | <b>100.00</b>  | <b>100.00</b>              | <b>9,289</b>                           | <b>0.07</b>           |
|               |   |                        |                        |  |  |                            |  |                       |
| <b>(C)</b>    | <b>Shares held by Custodians and against which Depository Receipts have been issued</b> |                        |                        |  |  |                            |  |                       |
| 1             | Promoter and Promoter Group   |                        |                        |  |  | -                          |  | #DIV/0!               |
| 2             | Public  |                        |                        |  |  | -                          |  |                       |
|               | <b>Sub-Total (C)</b>  | <b>-</b>               | <b>-</b>               | <b>-</b>                                     |  | <b>0</b>                   | <b>-</b>                               |                       |
|               |   |                        |                        |  |  |                            |  |                       |
|               | <b>GRAND TOTAL (A)+(B)+(C)</b>  | <b>18,075</b>          | <b>12,844,338</b>      | <b>12,393,338</b>                            | <b>100.00</b>  | <b>100.00</b>              | <b>9,289</b>                           | <b>0.07</b>           |





Enriching Lives

| Sr.No | Notes |
|-------|-------|
| 1     |       |
| 2     |       |
| 3     |       |
| 4     |       |
| 5     |       |
| 6     | )     |
| 7     |       |
| 8     |       |
| 9     |       |






Enriching Lives

(I)(b) Statement showing holding of securities (including shares, warrants, convertible securities) of persons belonging to the category "Promoter and Promoter Group" as on September 30, 2014

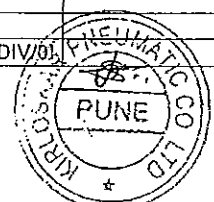
| Sr. No. | Name of the shareholder                                    | Details of Shares held |                                       | Encumbered shares (*) |                    |  | Details of warrants     |   | Details of                            |   | Total shares (including underlying shares assuming full conversion of warrants and convertible securities) as a % of diluted share capital |
|---------|--|------------------------|---------------------------------------|-----------------------|--------------------|--|-------------------------|---|---------------------------------------|---|--|
|         |  | Number of shares held  | As a % of grand total (A) +(B) +( C ) | No.                   | As a percentage    | As a % of grand total (A)+(B)+(C) of sub-clause (I)(a) | Number of warrants held | As a % total number of warrants of the same class | Number of convertible securities held | As a % total number of convertible securities of the same class |  |
| (I)     | (II)   | (III)                  | (IV)                                  | (V)                   | (VI)=(V)/(III)*100 | (VII)  | (VIII)                  | (IX)  | (X)                                   | (XI)  | (XII)  |
| 1       | Kirloskar Brothers Investments Ltd.                        | 6,994,176              | 54.45                                 |                       | 0.00               | 0.00   |                         | #DIV/0!   |                                       | #DIV/0!   |  |
| 2       | Kirloskar Industries Limited                               | 1,186,866              | 9.24                                  |                       | 0.00               | 0.00   |                         | #DIV/0!   |                                       | #DIV/0!   |  |
| 3       | Mr. Gautam Achyut Kulkarni<br>Mrs. Jyotsna Gautam Kulkarni | 135,522                | 1.06                                  |                       | 0.00               | 0.00   |                         | #DIV/0!   |                                       | #DIV/0!   |  |
| 4       | Mr. Rahul C. Kirloskar<br>Mrs. Alpana Rahul Kirloskar      | 115,309                | 0.90                                  |                       | 0.00               | 0.00   |                         | #DIV/0!   |                                       | #DIV/0!   |  |
| 5       | Mr. Atul C. Kirloskar<br>Mrs. Arti Atul Kirloskar          | 114,330                | 0.89                                  |                       | 0.00               | 0.00   |                         | #DIV/0!   |                                       | #DIV/0!   |  |
| 6       | Mrs. Alpana Rahul Kirloskar<br>Mr. Rahul C. Kirloskar      | 93,754                 | 0.73                                  |                       | 0.00               | 0.00   |                         | #DIV/0!   |                                       | #DIV/0!   |  |
| 7       | Mrs. Arti Atul Kirloskar<br>Mr. Atul C. Kirloskar          | 40,000                 | 0.31                                  |                       | 0.00               | 0.00   |                         | #DIV/0!   |                                       | #DIV/0!   |  |
| 8       | Mrs. Jyotsna Gautam Kulkarni<br>Mr. Gautam Achyut Kulkarni | 25,125                 | 0.20                                  |                       | 0.00               | 0.00   |                         | #DIV/0!   |                                       | #DIV/0!   |  |
| 9       | Miss. Alika Rahul Kirloskar<br>Mr. Rahul C. Kirloskar      | 12,152                 | 0.09                                  |                       | 0.00               | 0.00   |                         | #DIV/0!   |                                       | #DIV/0!   |  |





Enriching Lives

| Sr. No. | Name of the shareholder   | Details of Shares held |                                       | Encumbered shares (*) |                    |  | Details of warrants     |   | Details of                            |   | Total shares (including underlying shares assuming full conversion of warrants and convertible securities) as a % of diluted share capital |
|---------|---|------------------------|---------------------------------------|-----------------------|--------------------|--|-------------------------|---|---------------------------------------|---|--|
|         |   | Number of shares held  | As a % of grand total (A) +(B) +( C ) | No.                   | As a percentage    | As a % of grand total (A)+(B)+(C) of sub-clause (I)(a) | Number of warrants held | As a % total number of warrants of the same class | Number of convertible securities held | As a % total number of convertible securities of the same class |  |
| (I)     | (II)  | (III)                  | (IV)                                  | (V)                   | (VI)=(V)/(III)*100 | (VII)  | (VIII)                  | (IX)  | (X)                                   | (XI)  | (XII)  |
| 10      | Cees Investments & Consultants Private Limited                                    | 1,350                  | 0.01                                  |                       | 0.00               | 0.00   |                         | #DIV/0!   |                                       | #DIV/0!   |  |
| 11      | Mrs. Alpna Rahul Kirloskar Master Aman Rahul Kirloskar U/G Mr. Rahul C. Kirloskar | 537                    | 0.00                                  |                       | 0.00               | 0.00   |                         | #DIV/0!   |                                       | #DIV/0!   |  |
| 12      | Karad Projects and Motors Limited   | 425                    | 0.00                                  |                       | 0.00               | 0.00   |                         | #DIV/0!   |                                       | #DIV/0!   |  |
| 13      | Mr. Rahul C. Kirloskar Master Aman Rahul Kirloskar U/G Mr. Rahul C. Kirloskar     | 270                    | 0.00                                  |                       | 0.00               | 0.00   |                         | #DIV/0!   |                                       | #DIV/0!   |  |
| 14      | Miss Rama Sanjay Kirloskar Mr. Sanjay C. Kirloskar                                | 125                    | 0.00                                  |                       | 0.00               | 0.00   |                         | #DIV/0!   |                                       | #DIV/0!   |  |
| 15      | Alpak Investments Private Limited   | 50                     | 0.00                                  |                       | 0.00               | 0.00   |                         | #DIV/0!   |                                       | #DIV/0!   |  |
| 16      | Navsai Investments Private Ltd  | 50                     | 0.00                                  |                       | 0.00               | 0.00   |                         | #DIV/0!   |                                       | #DIV/0!   |  |
| 17      | Achyut And Neeta Holdings And Finance Pvt. Ltd.                                   | 50                     | 0.00                                  |                       | 0.00               | 0.00   |                         | #DIV/0!   |                                       | #DIV/0!   |  |
| 18      | Miss. Gauri Atul Kirloskar Mr. Atul C. Kirloskar                                  | 33                     | 0.00                                  |                       | 0.00               | 0.00   |                         | #DIV/0!   |                                       | #DIV/0!   |  |
| TOTAL   |   | 8720124                | 67.89                                 | 0                     | 0.00               | 0.00   | 0                       | #DIV/0!   | 0                                     | #DIV/0!   | 0  |






Enriching Lives

| Sr. No. | Name of the shareholder | Details of Shares held |                                       | Encumbered shares (*) |                    |  | Details of warrants     |   | Details of                            |   | Total shares (including underlying shares assuming full conversion of warrants and convertible securities) as a % of diluted share capital |
|---------|-------------------------|------------------------|---------------------------------------|-----------------------|--------------------|--|-------------------------|---|---------------------------------------|---|--|
|         |                         | Number of shares held  | As a % of grand total (A) +(B) +( C ) | No.                   | As a percentage    | As a % of grand total (A)+(B)+(C) of sub-clause (I)(a) | Number of warrants held | As a % total number of warrants of the same class | Number of convertible securities held | As a % total number of convertible securities of the same class |  |
| (I)     | (II)                    | (III)                  | (IV)                                  | (V)                   | (VI)=(V)/(III)*100 | (VII)  | (VIII)                  | (IX)  | (X)                                   | (XI)  | (XII)  |

(\*) The term "encumbrance" has the same meaning as assigned to it in regulation 28(3) of the SAST Regulations, 2011

Following are list of entities / individuals who forms part of Promoter and Promoter Group but not holding equity shares of the Company as on September 30, 2014

Asara Sales & Investments Private Limited, Better Value Holdings Private Limited, G.G. Dandekar Machine Works Limited, Kirloskar Chillers Private Limited, Kirloskar Integrated Technologies Limited, Nashik Silk Industries Limited, Kirloskar Oil Engines Limited, Kirloskar Proprietary Limited, Green Tek Systems (India) Limited, Prakar Investments Private Limited, Kirloskar Corrocoat Private Limited, The Kolhapur Steel Limited, Kirloskar Systech Limited, Koppal Mines & Minerals Private Limited, Mahila Udyog Limited, Vikramgeet Investments & Holdings Private Limited, Kirloskar Systems Limited, Sri Harihareshwara Finance & Investments Private Limited, Kirloskar Brothers Limited, Kirloskar Ferrous Industries Limited, Kothrud Power Equipment Limited, Kairi Investments LLC, Kirloskar JLT, Snow Leopard Technology Ventures LLP, VSK Holdings Private Limited, Snow Leopard Momentum LLP, Kloudworks Consulting Services Limited, Lakeland Universal Limited, Joburg Industrial Trading (SA) (PTY) Ltd., Takshasila Hospital Operating Private Limited, Kirloskar RoadRailer Limited, Ms. Suman C. Kirloskar, Ms. Mrinalini S. Kirloskar, Ms. Aditi A. Kirloskar, Mr. Chris Kolenaty, Ms. Pia Chris Kolenaty, Mr. Akshay Sahani, Mr. Sanjay C. Kirloskar, Mrs. Pratima S. Kirloskar, Mr. Alok S. Kirloskar, Ms. Neeta Achyut Kulkarni, Mr. Nihal G. Kulkarni, Ms. Shruti N. Kulkarni, Ms. Gargi N. Kulkarni, Ms. Anika N. Kulkarni, Mr. Ambar G. Kulkarni, Ms. Komal A. Kulkarni, Talen A. Kulkarni, Mr. Vikram S. Kirloskar, Ms. Geetanaji V. Kirloskar, Ms. Manasi V. Kirloskar, Ms. Roopa Gupta.






Enriching Lives

(l)(c)(i) Statement showing holding of securities (including shares, warrants, convertible securities) of persons belonging to the category "Public" and holding more than 1% of the total number of shares as on September 30, 2014

| Sr. No. | Name of the shareholder                           | Number of shares held | Shares as a percentage of total number of shares (i.e., Grand Total (A)+(B)+(C) indicated in Statement at para (l)(a) above} | Details of warrants     |   | Details of convertible securities     |  | Total shares (including underlying shares assuming full conversion of warrants and convertible securities) as a % of diluted share capital |
|---------|---|-----------------------|--|-------------------------|---|---------------------------------------|--|--|
|         |   |                       |  | Number of warrants held | As a % total number of warrants of the same class | Number of convertible securities held | % w.r.t total number of convertible securities of the same class |  |
| 1       | Reliance Capital Trustee Co. Ltd. - A/c           | 1,056,834             | 8.23   |                         | #DIV/0!   |                                       | #DIV/0!  |  |
| a       | Reliance Diversified Power-Sector Fund            | 828,217               | 6.45   |                         |   |                                       |  |  |
| b       | Reliance Capital Trustee Co.                      | 215,994               | 1.68   |                         |   |                                       |  |  |
| c       | Reliance Dual Advantage FTF III Plan B            | 12,623                | 0.10   |                         |   |                                       |  |  |
| 2       | HDFC Trustee Company Limited -A/C                 | 742,718               | 5.78   |                         | #DIV/0!   |                                       | #DIV/0!  |  |
| a       | HDFC Tax Saver Fund                               | 626,706               | 4.88   |                         |   |                                       |  |  |
| b       | HDFC Trustee Company Limited - HDFC Prudence Fund | 104,000               | 0.81   |                         |   |                                       |  |  |
| c       | HDFC Index Fund - Sensex Plus Plan                | 12,000                | 0.09   |                         |   |                                       |  |  |
| d       | HDFC Large Cap Fund (Stock Account)               | 12                    | 0.00   |                         |   |                                       |  |  |
| 3       | IDFC Premier Equity Fund                          | 414,367               | 3.23   |                         | #DIV/0!   |                                       | #DIV/0!  |  |
| 4       |   |                       |  |                         |   |                                       |  |  |
| 5       |   |                       | -  |                         | #DIV/0!   |                                       | #DIV/0!  |  |
| 6       |   |                       | -  |                         | #DIV/0!   |                                       | #DIV/0!  |  |
| 7       |   |                       | -  |                         | #DIV/0!   |                                       | #DIV/0!  |  |
| 8       |   |                       | -  |                         | #DIV/0!   |                                       | #DIV/0!  |  |
| 9       |   |                       | -  |                         | #DIV/0!   |                                       | #DIV/0!  |  |
| 10      |   |                       | -  |                         | #DIV/0!   |                                       | #DIV/0!  |  |
| TOTAL   |   | 2,213,919             | 17.24  | 0                       | #DIV/0!   | 0                                     | #DIV/0!  | 0  |










Enriching Lives

(I)(d) Statement showing details of locked-in shares as on September 30, 2014

| Sr. No. | Name of the shareholder | Number of locked-in shares | Locked-in shares as a percentage of total number of shares (i.e., Grand Total (A)+(B)+(C) indicated in Statement at para (I)(a) above) |
|---------|-------------------------|----------------------------|--|
| 1       |                         |                            | 0.00   |
| 2       |                         |                            | 0.00   |
| 3       |                         |                            | 0.00   |
| 4       |                         |                            | 0.00   |
| 5       |                         |                            | 0.00   |
| 6       |                         |                            | 0.00   |
| 7       |                         |                            | 0.00   |
| 8       |                         |                            | 0.00   |
| 9       |                         |                            | 0.00   |
|         |                         |                            |  |
|         |                         |                            |  |
| TOTAL   |                         | 0                          | 0.00   |






Enriching Lives

(II)(a) Statement showing details of Depository Receipts (DRs) as on September 30, 2014

| Sr. No. | Type of outstanding DR<br>(ADRs, GDRs, SDRs, etc.) | Number of outstanding<br>DRs | Number of shares<br>underlying outstanding<br>DRs | Shares underlying outstanding DRs<br>as a percentage of total number of<br>shares {i.e., Grand Total (A)+(B)+(C)<br>indicated in Statement at para (I)(a)<br>above} |
|---------|--|------------------------------|---|---|
| 1       |  |                              |   | 0.00  |
| 2       |  |                              |   | 0.00  |
| 3       |  |                              |   | 0.00  |
| 4       |  |                              |   | 0.00  |
| 5       |  |                              |   | 0.00  |
| 6       |  |                              |   | 0.00  |
| 7       |  |                              |   | 0.00  |
| 8       |  |                              |   | 0.00  |
| 9       |  |                              |   | 0.00  |
|         |  |                              |   |   |
|         |  |                              |   |   |
| TOTAL   |  | 0                            | 0   | 0.00  |





Enriching Lives

(II)(b) Statement showing holding of Depository Receipts (DRs), where underlying shares held by "promoter/promoter group" are in excess of 1% of the total number of shares as on September 30, 2014

| Sr. No. | Name of the DR Holder | Type of outstanding DR (ADRs, GDRs, SDRs, etc.) | Number of shares underlying outstanding DRs | Shares underlying outstanding DRs as a percentage of total number of shares (i.e., Grand Total (A)+(B)+(C) indicated in Statement at para (I)(a) above} |
|---------|-----------------------|---|---|---|
| 1       |                       |   |   | 0.00  |
| 2       |                       |   |   | 0.00  |
| 3       |                       |   |   | 0.00  |
| 4       |                       |   |   | 0.00  |
| 5       |                       |   |   | 0.00  |
| 6       |                       |   |   | 0.00  |
| 7       |                       |   |   | 0.00  |
| 8       |                       |   |   | 0.00  |
| 9       |                       |   |   | 0.00  |
|         |                       |   |   |   |
|         |                       |   |   |   |
| TOTAL   |                       |   | 0   | 0.00  |

