



**KIRLOSKAR PNEUMATIC COMPANY LIMITED**

A Kirloskar Group Company

Enriching Lives

January 7, 2014

Bombay Stock Exchange Limited  
Floor 25, Phiroze Jeejeebhoy Towers  
Dalal Street  
Mumbai 400 001  
Scrip Code - 505283

Kind Atten.: Mr. Amol Hosalkar, Relationship Manager

Dear Sir,

Sub.: Shareholding Pattern as on December 31, 2014

Pursuant to amendment to Clause No. 35 of the Listing Agreement, we enclose shareholding pattern of the Company for the quarter ended December 31, 2014.

Kindly take the same on your records and acknowledge the receipt.

Thanking you,

Yours faithfully,  
For Kirloskar Pneumatic Company Limited

Jitendra R. Shah  
Company Secretary

Encl.: As above






Enriching Lives

Introductory sub-table (I)(a)

Name of the Company: KIRLOSKAR PNEUMATIC COMPANY LIMITED			
Scrip Code, Name of the scrip, class of security: 505283, KIRLPNU, EQUITY			
Quarter ended: DECEMBER 31, 2014			
Partly paid-up shares:-	No. of partly paid-up shares	As a % of total no. of partly paid-up shares	As a % of total no. of shares of the company
Held by promoter/promoter group		#DIV/0!	#DIV/0!
Held by public		#DIV/0!	#DIV/0!
Total	0	#DIV/0!	#DIV/0!
Outstanding convertible securities:- No. of outstanding securities		As a % of total no. of outstanding convertible securities	As a % of total no. of shares of the company, assuming full conversion of the convertible securities
Held by promoter/promoter group		#DIV/0!	#DIV/0!
Held by public		#DIV/0!	#DIV/0!
Total	0	#DIV/0!	#DIV/0!
Warrants:-	No. of warrants	As a % of total no. of warrants	As a % of total no. of shares of the company, assuming full conversion of warrants
Held by promoter/promoter group		#DIV/0!	#DIV/0!
Held by public		#DIV/0!	#DIV/0!
Total	0	#DIV/0!	#DIV/0!
Total paid-up capital of the company, assuming full conversion of warrants and convertible securities			






Enriching Lives

Statement Showing Shareholding Pattern as on December 31, 2014


Statement Showing Shareholding Pattern as on December 31, 2014								
Cate gory code	Category of Shareholder	Number of Sharehold ers	Table (I)(a)		Total shareholding as a percentage of total number of shares		Shares Pledged or otherwise encumbered	
			Total number of shares	Number of shares held in dematerialize d form				
							As a percentage of(A+B) <sup>1</sup>	As a percentage of (A+B+C)
(I)	(II)	(III)	(IV)	(V)	(VI)	(VII)	(VIII)	(IX)= (VIII)/(IV)*100
(A)	Shareholding of Promoter and							
1	Indian							
(a)	Individuals/ Hindu Undivided Family	11	537,157	537,157	4.18	4.18		-
(b)	Central Government/ State Government(s)				-	-	-	#DIV/0!
(c)	Bodies Corporate	7	8,182,967	8,182,967	63.71	63.71		-
(d)	Financial Institutions/ Banks				-	-	-	#DIV/0!
(e)	Any Others(Specify)				-	-	-	#DIV/0!
(e-i)					-	-	-	#DIV/0!
(e-ii)					-	-	-	#DIV/0!
	Sub Total(A)(1)	18	8,720,124	8,720,124	67.89	67.89	-	-
2	Foreign							
a	Individuals (Non-Residents Individuals/ Foreign Individuals)				-	-	-	#DIV/0!
b	Bodies Corporate				-	-	-	#DIV/0!
c	Institutions				-	-	-	#DIV/0!
d	Qualified Foreign Investor				-	-	-	#DIV/0!
e	Any Others(Specify)				-	-	-	#DIV/0!
e-i					-	-	-	#DIV/0!
e-ii								
	Sub Total(A)(2)	-	-	-	-	-	-	#DIV/0!
	Total Shareholding of Promoter	18	8,720,124	8,720,124	67.89	67.89	-	-
(B)	Public shareholding							
1	Institutions							
(a)	Mutual Funds/ UTI	13	2,279,197	2,271,822	17.74	17.74	-	-
(b)	Financial Institutions / Banks	16	946	335	0.00	0.00	-	-
(c)	Central Government/ State Government(s)				-	-	-	#DIV/0!
(d)	Venture Capital Funds				-	-	-	#DIV/0!
(e)	Insurance Companies	3	58,777	53,327	0.46	0.46	-	-
(f)	Foreign Institutional Investors	-	-	-	0.00	0.00	-	#DIV/0!
(g)	Foreign Venture Capital Investors				-	-	-	#DIV/0!
(h)	Qualified Foreign Investor				-	-	-	#DIV/0!
(i)	Any Other (specify)				-	-	-	#DIV/0!
(i-ii)					-	-	-	#DIV/0!
(i-ii)							-	#DIV/0!
	Sub-Total (B)(1)	32	2,338,920	2,325,484	18.21	18.21	-	-





Enriching Lives


Category code	Category of Shareholder	Number of Shareholders	Total number of shares	Number of shares held in dematerialized form	Total shareholding as a percentage of total number of shares		Shares Pledged or otherwise encumbered	
					As a percentage of (A+B) <sup>1</sup>	As a percentage of (A+B+C)	Number of shares	As a percentage
(I)	(II)	(III)	(IV)	(V)	(VI)	(VII)	(VIII)	(IX) = (VIII)/(IV)*100
<b>B 2</b>	<b>Non-institutions</b>							
(a)	Bodies Corporate	195	371,861	358,633	2.90	2.90	1,999	0.54
(b)	Individuals				-	-		#DIV/0!
I	Individuals -i. Individual shareholders holding nominal share capital up to Rs 1 lakh	17,480	1,140,140	720,078	8.88	8.88	7,300	0.64
II	ii. Individual shareholders holding nominal share capital in excess of Rs. 1 lakh.	10	240,834	240,834	1.88	1.88	-	-
(c)	Qualified Foreign Investor				-	-		#DIV/0!
(d)	Any Other (specify)	19	601	601	0.00	0.00	120	19.97
(d-i)	Clearing Members							
(d-ii)	Non Resident Indians (Repatriable)	46	10,424	10,159	0.08	0.08		-
(d-iii)	Non Resident Indians (Non-Repatriable)	39	21,433	21,433	0.17	0.17		-
(d-iv)	Trusts	1	1	1	0.00	0.00		-
	<b>Sub-Total (B)(2)</b>	<b>17,790</b>	<b>1,785,294</b>	<b>1,351,739</b>	<b>13.90</b>	<b>13.90</b>	<b>9,419</b>	<b>0.53</b>
								#DIV/0!
(B)	<b>Total Public Shareholding (B)= (B)(1)+(B)(2)</b>	<b>17,822</b>	<b>4,124,214</b>	<b>3,677,223</b>	<b>32.11</b>	<b>32.11</b>	<b>9,419</b>	<b>0.23</b>
								#DIV/0!
	<b>TOTAL (A)+(B)</b>	<b>17,840</b>	<b>12,844,338</b>	<b>12,397,347</b>	<b>100.00</b>	<b>100.00</b>	<b>9,419</b>	<b>0.07</b>
(C)	<b>Shares held by Custodians and against which Depository Receipts have been issued</b>							
1	Promoter and Promoter Group					-		#DIV/0!
2	Public					-		
	<b>Sub-Total (C)</b>	<b>-</b>	<b>-</b>	<b>-</b>		<b>0</b>	<b>-</b>	
	<b>GRAND TOTAL (A)+(B)+(C)</b>	<b>17,840</b>	<b>12,844,338</b>	<b>12,397,347</b>	<b>100.00</b>	<b>100.00</b>	<b>9,419</b>	<b>0.07</b>





Enriching Lives

Sr.No	Notes
1	
2	
3	
4	
5	
6	
7	
8	
9	






Enriching Lives

(l)(b) Statement showing holding of securities (including shares, warrants, convertible securities) of persons belonging to the category "Promoter and Promoter Group" as on December 31, 2014


Sr. No.	Name of the shareholder	Details of Shares held		Encumbered shares (*)			Details of warrant		Details of		Total shares (including underlying shares assuming full conversion of warrants and convertible securities) as a % of diluted share capital
		Number of shares held	As a % of grand total (A) +(B) +( C )	No.	As a percentage	As a % of grand total (A)+(B)+(C) of sub-clause (I)(a)	Number of warrants held	As a % total number of warrants of the same class	Number of convertible securities held	As a % total number of convertible securities of the same class	
(I)	(II)	(III)	(IV)	(V)	(VI)=(V)/(III)*100	(VII)	(VIII)	(IX)	(X)	(XI)	(XII)
1	Kirloskar Brothers Investments Ltd.	6,994,176	54.45		0.00	0.00		#DIV/0!		#DIV/0!	
2	Kirloskar Industries Limited	1,186,866	9.24		0.00	0.00		#DIV/0!		#DIV/0!	
3	Mr. Gautam Achyut Kulkarni Mrs. Jyotsna Gautam Kulkarni	135,522	1.06		0.00	0.00		#DIV/0!		#DIV/0!	
4	Mr. Rahul C. Kirloskar Mrs. Alpana Rahul Kirloskar	115,309	0.90		0.00	0.00		#DIV/0!		#DIV/0!	
5	Mr. Atul C. Kirloskar Mrs. Arti Atul Kirloskar	114,330	0.89		0.00	0.00		#DIV/0!		#DIV/0!	
6	Mrs. Alpana Rahul Kirloskar Mr. Rahul C. Kirloskar	93,754	0.73		0.00	0.00		#DIV/0!		#DIV/0!	
7	Mrs. Arti Atul Kirloskar Mr. Atul C. Kirloskar	40,000	0.31		0.00	0.00		#DIV/0!		#DIV/0!	
8	Mrs. Jyotsna Gautam Kulkarni Mr. Gautam Achyut Kulkarni	25,125	0.20		0.00	0.00		#DIV/0!		#DIV/0!	
9	Miss. Alike Rahul Kirloskar Mr. Rahul C. Kirloskar	12,152	0.09		0.00	0.00		#DIV/0!		#DIV/0!	





Enriching Lives

Sr. No.	Name of the shareholder	Details of Shares held		Encumbered shares (*)			Details of warrant		Details of		Total shares (including underlying shares assuming full conversion of warrants and convertible securities) as a % of diluted share capital
		Number of shares held	As a % of grand total (A) +(B) +( C )	No.	As a percentage	As a % of grand total (A)+(B)+(C) of sub-clause (I)(a)	Number of warrants held	As a % total number of warrants of the same class	Number of convertible securities held	As a % total number of convertible securities of the same class	
(I)	(II)	(III)	(IV)	(V)	(VI)=(V)/(III)*100	(VII)	(VIII)	(IX)	(X)	(XI)	(XII)
10	Cees Investments & Consultants Private Limited	1,350	0.01		0.00	0.00		#DIV/0!		#DIV/0!	
11	Mrs. Alpana Rahul Kirloskar Master Aman Rahul Kirloskar U/G Mr. Rahul C. Kirloskar	537	0.00		0.00	0.00		#DIV/0!		#DIV/0!	
12	Karad Projects and Motors Limited	425	0.00		0.00	0.00		#DIV/0!		#DIV/0!	
13	Mr. Rahul C. Kirloskar Master Aman Rahul Kirloskar U/G Mr. Rahul C. Kirloskar	270	0.00		0.00	0.00		#DIV/0!		#DIV/0!	
14	Miss Rama Sanjay Kirloskar Mr. Sanjay C. Kirloskar	125	0.00		0.00	0.00		#DIV/0!		#DIV/0!	
15	Alpak Investments Private Limited	50	0.00		0.00	0.00		#DIV/0!		#DIV/0!	
16	Navsai Investments Private Ltd	50	0.00		0.00	0.00		#DIV/0!		#DIV/0!	
17	Achyut And Neeta Holdings And Finance Pvt. Ltd.	50	0.00		0.00	0.00		#DIV/0!		#DIV/0!	
18	Miss. Gauri Atul Kirloskar Mr. Atul C. Kirloskar	33	0.00		0.00	0.00		#DIV/0!		#DIV/0!	
TOTAL		8720124	67.89	0	0.00	0.00	0	#DIV/0!	0	#DIV/0!	0






Enriching Lives

Sr. No.	Name of the shareholder	Details of Shares held		Encumbered shares (*)			Details of warrants		Details of		Total shares (including underlying shares assuming full conversion of warrants and convertible securities) as a % of diluted share capital
		Number of shares held	As a % of grand total (A) +(B) +( C )	No.	As a percentage	As a % of grand total (A)+(B)+(C) of sub-clause (I)(a)	Number of warrants held	As a % total number of warrants of the same class	Number of convertible securities held	As a % total number of convertible securities of the same class	
(I)	(II)	(III)	(IV)	(V)	(VI)=(V)/(III)*100	(VII)	(VIII)	(IX)	(X)	(XI)	(XII)

(\*) The term "encumbrance" has the same meaning as assigned to it in regulation 28(3) of the SAST Regulations, 2011

Following are list of entities / individuals who forms part of Promoter and Promoter Group but not holding equity shares of the Company as on September 30, 2014

Asara Sales & Investments Private Limited, Better Value Holdings Private Limited, G.G. Dandekar Machine Works Limited, Kirloskar Chillers Private Limited, Kirloskar Integrated Technologies Limited, Nashik Silk Industries Limited, Kirloskar Oil Engines Limited, Kirloskar Proprietary Limited, Green Tek Systems (India) Limited, Prakar Investments Private Limited, Kirloskar Corrocoat Private Limited, The Kolhapur Steel Limited, Kirloskar Systech Limited, Koppal Mines & Minerals Private Limited, Mahila Udyog Limited, Vikramgeet Investments & Holdings Private Limited, Kirloskar Systems Limited, Sri Harihareshwara Finance & Investments Private Limited, Kirloskar Brothers Limited, Kirloskar Ferrous Industries Limited, Kothrud Power Equipment Limited, Kairi Investments LLC, Kirloskar JLT, Snow Leopard Technology Ventures LLP, VSK Holdings Private Limited, Snow Leopard Momentum LLP, Kloudworks Consulting Services Limited, Lakeland Universal Limited, Joburg Industrial Trading (SA) (PTY) Ltd., Takshasila Hospital Operating Private Limited, Kirloskar RoadRailer Limited, Ms. Suman C. Kirloskar, Ms. Mrinalini S. Kirloskar, Ms. Aditi A. Kirloskar, Mr. Chris Kolenaty, Ms. Pia Chris Kolenaty, Mr. Akshay Sahani, Mr. Sanjay C. Kirloskar, Mrs. Pratima S. Kirloskar, Mr. Alok S. Kirloskar, Ms. Neeta Achyut Kulkarni, Mr. Nihal G. Kulkarni, Ms. Shruti N. Kulkarni, Ms. Gargi N. Kulkarni, Ms. Anika N. Kulkarni, Mr. Ambar G. Kulkarni, Ms. Komal A. Kulkarni, Talen A. Kulkarni, Mr. Vikram S. Kirloskar, Ms. Geetanaji V. Kirloskar, Ms. Manasi V. Kirloskar, Ms. Roopa Gupta








Enriching Lives

(I)(c)(i) Statement showing holding of securities (including shares, warrants, convertible securities) of persons belonging to the category "Public" and holding more than 1% of the total number of shares as on December 31, 2014

Sr. No.	Name of the shareholder	Number of shares held	Shares as a percentage of total number of shares {i.e., Grand Total (A)+(B)+(C) indicated in Statement at para (I)(a) above}	Details of warrants		Details of convertible securities		Total shares (including underlying shares assuming full conversion of warrants and convertible securities) as a % of diluted share capital
				Number of warrants held	As a % total number of warrants of the same class	Number of convertible securities held	% w.r.t total number of convertible securities of the same class	
1	Reliance Capital Trustee Co. Ltd. - A/c	1,114,644	8.68		#DIV/0!		#DIV/0!	
a	Reliance Diversified Power Sector Fund	828,217	6.45					
b	Reliance Capital Trustee Co.	273,804	2.13					
c	Reliance Dual Advantage FTF III Plan B	12,623	0.10					
2	HDFC Trustee Company Limited -A/C	742,718	5.78		#DIV/0!		#DIV/0!	
a	HDFC Tax Saver Fund	626,706	4.88					
b	HDFC Trustee Company Limited - HDFC Prudence Fund	104,000	0.81					
c	HDFC Index Fund - Sensex Plus Plan	12,000	0.09					
d	HDFC Large Cap Fund (Stock Account)	12	0.00					
3	IDFC Premier Equity Fund	414,367	3.23		#DIV/0!		#DIV/0!	
4								
5			-		#DIV/0!		#DIV/0!	
6			-		#DIV/0!		#DIV/0!	
7			-		#DIV/0!		#DIV/0!	
8			-		#DIV/0!		#DIV/0!	
9			-		#DIV/0!		#DIV/0!	
10			-		#DIV/0!		#DIV/0!	
TOTAL		2,271,729	17.69	0	#DIV/0!	0	#DIV/0!	0








Enriching Lives

(I)(d) Statement showing details of locked-in shares as on December 31, 2014

Sr. No.	Name of the shareholder	Number of locked-in shares	Locked-in shares as a percentage of total number of shares {i.e., Grand Total (A)+(B)+(C) indicated in Statement at para (I)(a) above}
1			0.00
2			0.00
3			0.00
4			0.00
5			0.00
6			0.00
7			0.00
8			0.00
9			0.00
TOTAL		0	0.00






Enriching Lives

(II)(a) Statement showing details of Depository Receipts (DRs) as on December 31, 2014

Sr. No.	Type of outstanding DR (ADRs, GDRs, SDRs, etc.)	Number of outstanding DRs	Number of shares underlying outstanding DRs	Shares underlying outstanding DRs as a percentage of total number of shares {i.e., Grand Total (A)+(B)+(C) indicated in Statement at para (I)(a) above}
1				0.00
2				0.00
3				0.00
4				0.00
5				0.00
6				0.00
7				0.00
8				0.00
9				0.00
TOTAL		0	0	0.00





Enriching Lives

(II)(b) Statement showing holding of Depository Receipts (DRs), where underlying shares held by "promoter/promoter group" are in excess of 1% of the total number of shares as on December 31, 2014

Sr. No.	Name of the DR Holder	Type of outstanding DR (ADRs, GDRs, SDRs, etc.)	Number of shares underlying outstanding DRs	Shares underlying outstanding DRs as a percentage of total number of shares (i.e., Grand Total (A)+(B)+(C) indicated in Statement at para (I)(a) above)
1				0.00
2				0.00
3				0.00
4				0.00
5				0.00
6				0.00
7				0.00
8				0.00
9				0.00
TOTAL			0	0.00

