

## “Annexure 3” to the Board's Report

### EXTRACT OF ANNUAL RETURN

[Pursuant to Section 92(3) of the Companies Act, 2013 and Rule 12(1) of the Companies (Management and Administration) Rules, 2014]

#### I. REGISTRATION AND OTHER DETAILS

i	CIN	L29120PN1974PLC110307
ii	Registration Date	8 <sup>th</sup> November, 1974
iii	Name of the Company	Kirloskar Pneumatic Company Limited
iv	Category / Sub-Category of the Company	Public Company / Limited by shares
v	Address of the Registered Office and contact details	Hadapsar Industrial Estate, Pune 411 013 Tel: +91(0) 20 - 26727000 Fax: +91(0) 20 - 26870297 Email: sec@kpcl.net Website: www.kirloskarkpcl.com
vi	Whether listed company	Yes
vii	Name, address and contact details of Registrar and Transfer Agent, if any	Link Intime India Private Limited “Akshay” Complex, Block No. 202, 2nd Floor, Near Ganesh Temple, Off. Dhole Patil Road, Pune 411 001 Tel: +91(0) 20 - 26161629/26160084 Fax: +91(0) 20 - 26163503 Email: pune@linkintime.co.in

#### II. PRINCIPAL BUSINESS ACTIVITIES OF THE COMPANY

All the business activities contributing 10% or more of the total turnover of the Company stated below:-


Sr. No.	Name and description of main products / services	* NIC code of the product / service	% to total turnover of the Company
1.	Compression Segment Compressors	28132	88.91
2.	Transmission Segment Gears and Gear boxes	28140	11.09

\*As per NIC 2008 Group code

#### III. PARTICULARS OF HOLDING, SUBSIDIARY AND ASSOCIATE COMPANIES

Sr. No.	Name and address of the Company	CIN/GLN	Holding/ Subsidiary/ Associate	% of shares held	Applicable Section
1.	Pneumatic Holdings Ltd ** Survey No. 13, 156 Kothrud, Pune 411 029	U65993PN2014PLC152566	Holding	54.45%	2(46)
2.	Kirloskar RoadRailer Ltd Hadapsar Industrial Estate, Pune 411013	U35990PN2008PLC132445	Subsidiary	100.00%	2(87)
3.	Kirloskar Chillers Pvt Ltd Office # 104, 1st Floor, Tower P3, Pentagon, Magarpatta City Pune 411 028	U29191PN1995PTC095733	Associate	34.21%	2(6)

\*\* Kirloskar Brothers Investments Ltd (Holding Company) stands dissolved with effect from 30<sup>th</sup> June, 2015, as per Composite Scheme of Arrangement and Amalgamation between Kirloskar Brothers Investments Ltd, Kirloskar Oil Engines Ltd and Pneumatic Holdings Ltd as approved by the Hon'ble Bombay High Court on 30<sup>th</sup> April, 2015. Pursuant to Order, the entire shares of the Company held by Kirloskar Brothers Investments Ltd became shares of Pneumatic Holdings Ltd.




#### IV. SHARE HOLDING PATTERN (Equity Share Capital Breakup as percentage of Total Equity)

##### i) Category-wise Share Holding

Category of Shareholders	No. of shares held at the beginning of the year				No. of shares held at the end of the year				% change during the year
	Demat	Physical	Total	% of Total Shares	Demat	Physical	Total	% of Total Shares	
<b>A. Promoters*</b>									
<b>(1) Indian</b>									
a) Individual / Hindu Undivided Family	537,157	Nil	537,157	4.18	537,157	Nil	537,157	4.18	0.00
b) Central Government	Nil	Nil	Nil	Nil	Nil	Nil	Nil	Nil	Nil
c) State Government (s)	Nil	Nil	Nil	Nil	Nil	Nil	Nil	Nil	Nil
d) Bodies Corporate	8,182,967	Nil	8,182,967	63.71	8,182,542	Nil	8,182,542	63.71	0.00
e) Bank / Financial Institutions	Nil	Nil	Nil	Nil	Nil	Nil	Nil	Nil	Nil
f) Any other	Nil	Nil	Nil	Nil	Nil	Nil	Nil	Nil	Nil
<b>Sub-total (A) (1) :-</b>	<b>8,720,124</b>	<b>Nil</b>	<b>8,720,124</b>	<b>67.89</b>	<b>8,719,699</b>	<b>Nil</b>	<b>8,719,699</b>	<b>67.89</b>	<b>0.00</b>
<b>(2) Foreign</b>									
a) Non Resident Indians – Individuals	Nil	Nil	Nil	Nil	Nil	Nil	Nil	Nil	Nil
b) Other – Individuals	Nil	Nil	Nil	Nil	Nil	Nil	Nil	Nil	Nil
c) Bodies Corporate	Nil	Nil	Nil	Nil	Nil	Nil	Nil	Nil	Nil
d) Banks / Financial Institutions	Nil	Nil	Nil	Nil	Nil	Nil	Nil	Nil	Nil
e) Any other	Nil	Nil	Nil	Nil	Nil	Nil	Nil	Nil	Nil
<b>Sub-total (A) (2):-</b>	<b>Nil</b>	<b>Nil</b>	<b>Nil</b>	<b>Nil</b>	<b>Nil</b>	<b>Nil</b>	<b>Nil</b>	<b>Nil</b>	<b>Nil</b>
<b>Total Shareholding of Promoter (A) = (A)(1) + (A)(2)</b>	<b>8,720,124</b>	<b>Nil</b>	<b>8,720,124</b>	<b>67.89</b>	<b>8,719,699</b>	<b>Nil</b>	<b>8,719,699</b>	<b>67.89</b>	<b>0.00</b>
<b>B. Public Shareholding</b>									
<b>1. Institutions</b>									
a) Mutual Funds	2,276,617	7,375	2,283,992	17.78	2,314,965	7,375	2,322,340	18.08	0.30
b) Banks / Financial Institutions	335	611	946	0.01	335	611	946	0.01	0.00
c) Central Government	Nil	Nil	Nil	Nil	Nil	Nil	Nil	Nil	Nil
d) State Government (s)	Nil	Nil	Nil	Nil	Nil	Nil	Nil	Nil	Nil
e) Venture Capital Funds	Nil	Nil	Nil	Nil	Nil	Nil	Nil	Nil	Nil
f) Insurance Companies	78,952	5,450	84,402	0.66	28,851	5,450	34,301	0.27	(0.39)
g) Foreign Institutional Investors	Nil	Nil	Nil	Nil	Nil	Nil	Nil	Nil	Nil

Category of Shareholders	No. of shares held at the beginning of the year				No. of shares held at the end of the year				% change during the year
	Demat	Physical	Total	% of Total Shares	Demat	Physical	Total	% of Total Shares	
h) Foreign Venture Capital Funds	Nil	Nil	Nil	Nil	Nil	Nil	Nil	Nil	Nil
i) Others (Specify)	Nil	Nil	Nil	Nil	Nil	Nil	Nil	Nil	Nil
<b>Sub-total (B)(1)</b>	<b>2,355,904</b>	<b>13,436</b>	<b>2,369,340</b>	<b>18.45</b>	<b>2,344,151</b>	<b>13,436</b>	<b>2,357,587</b>	<b>18.36</b>	<b>(0.09)</b>
<b>2. Non-Institutions</b>									
a) Body Corporate	354,237	13,228	367,465	2.86	364,333	13,228	377,561	2.94	0.08
i) Indian									
ii) Overseas									
b) Individuals									
i) Individual shareholders holding nominal share capital up to Rs. 1 Lac	722,072	414,552	1,136,624	8.85	953,637	142,241	1,095,878	8.53	(0.32)
ii) Individual shareholders holding nominal share capital in excess of Rs. 1 Lac	212,163	Nil	212,163	1.65	254,561	Nil	254,561	1.98	0.33
c) Others (Specify)									
a. NRI	35,790	265	36,055	0.28	28,832	265	29,097	0.23	(0.05)
b. Clearing members	2,566	Nil	2,566	0.02	9,954	Nil	9,954	0.08	0.06
c. Trusts	1	Nil	1	0.00	1	Nil	1	0.00	0.00
<b>Sub-total (B)(2) :-</b>	<b>1,326,829</b>	<b>428,045</b>	<b>1,754,874</b>	<b>13.66</b>	<b>1,611,318</b>	<b>155,734</b>	<b>1,767,052</b>	<b>13.76</b>	<b>(0.10)</b>
<b>Total Public Shareholding (B) = (B)(1) + (B)(2)</b>	<b>3,682,733</b>	<b>441,481</b>	<b>4,124,214</b>	<b>32.11</b>	<b>3,955,469</b>	<b>169,170</b>	<b>4,124,639</b>	<b>32.11</b>	<b>0.00</b>
<b>C. Shares held by custodian for GDRs &amp; ADRs</b>	<b>Nil</b>	<b>Nil</b>	<b>Nil</b>	<b>Nil</b>	<b>Nil</b>	<b>Nil</b>	<b>Nil</b>	<b>Nil</b>	<b>Nil</b>
<b>Grand Total (A+B+C)</b>	<b>12,402,857</b>	<b>441,481</b>	<b>12,844,338</b>	<b>100.00</b>	<b>12,675,168</b>	<b>169,170</b>	<b>12,844,338</b>	<b>100.00</b>	<b>0.00</b>


**ii) Shareholding of Promoters**

Sl. No.	Shareholder's Name	Shareholding at the beginning of the year			Shareholding at the end of the year			% change in share holding during the year
		No. of Shares	% of total shares of the company	% of Shares Pledged / encumbered to total shares	No. of Shares	% of total shares of the company	% of Shares Pledged / encumbered to total shares	
1	*Kirloskar Brothers Investments Ltd (upto 30 <sup>th</sup> June 2015) Pneumatic Holdings Ltd (wef 30 <sup>th</sup> June 2015)	6,994,176	54.45	0.00	6,994,176	54.45	0.00	0.00
2	Kirloskar Industries Ltd	1,186,866	9.24	0.00	1,186,866	9.24	0.00	0.00
3	Mr Gautam Achyut Kulkarni J/w Mrs Jyotsna Gautam Kulkarni	135,522	1.06	0.00	135,522	1.06	0.00	0.00
4	Mr Rahul C Kirloskar J/w Mrs Alpana Rahul Kirloskar	115,309	0.90	0.00	115,309	0.90	0.00	0.00
5	Mr Atul C Kirloskar J/w Mrs Arti Atul Kirloskar	114,330	0.89	0.00	114,330	0.89	0.00	0.00
6	Mrs Alpana Rahul Kirloskar J/w Mr Rahul C Kirloskar	93,754	0.73	0.00	93,754	0.73	0.00	0.00
7	Mrs Arti Atul Kirloskar J/w Mr Atul C Kirloskar	40,000	0.31	0.00	40,000	0.31	0.00	0.00
8	Mrs Jyotsna Gautam Kulkarni J/w Mr Gautam Achyut Kulkarni	25,125	0.20	0.00	25,125	0.20	0.00	0.00
9	Miss Alika Rahul Kirloskar J/w Mr Rahul C Kirloskar	12,152	0.09	0.00	12,152	0.09	0.00	0.00
10	Cees Investments & Consultants Pvt Ltd	1,350	0.01	0.00	1,350	0.01	0.00	0.00
11	Mrs Alpana Rahul Kirloskar J/w Master Aman Rahul Kirloskar U/G Mr Rahul C Kirloskar	537	0.00	0.00	537	0.00	0.00	0.00
12	Karad Projects and Motors Ltd	425	0.00	0.00	0	0.00	0.00	100.00
13	Mr Rahul C Kirloskar J/w Master Aman Rahul Kirloskar U/G Mr Rahul C Kirloskar	270	0.00	0.00	270	0.00	0.00	0.00
14	Miss Rama Sanjay Kirloskar J/w Mr Sanjay C Kirloskar	125	0.00	0.00	125	0.00	0.00	0.00
15	Alpak Investments Pvt Ltd	50	0.00	0.00	50	0.00	0.00	0.00
16	Navsai Investments Pvt Ltd	50	0.00	0.00	50	0.00	0.00	0.00
17	Achyut and Neeta Holdings and Finance Pvt Ltd	50	0.00	0.00	50	0.00	0.00	0.00
18	Miss Gauri Atul Kirloskar J/w Mr Atul C Kirloskar	33	0.00	0.00	33	0.00	0.00	0.00
	<b>Total</b>	<b>8,720,124</b>	<b>67.89</b>	<b>0.00</b>	<b>8,719,699</b>	<b>67.89</b>	<b>0.00</b>	<b>0.00</b>

- Notes -
1. The above list does not include the name of the Promoter and Promoter Group who are not holding any shares of the Company.
  2. The above list is based on folio-wise.
  3. \*Kirloskar Brothers Investments Ltd (Holding Company) stands dissolved with effect from 30<sup>th</sup> June, 2015, as per Composite Scheme of Arrangement and Amalgamation between Kirloskar Brothers Investments Ltd, Kirloskar Oil Engines Ltd and Pneumatic Holdings Ltd as approved by the Hon'ble Bombay High Court on 30<sup>th</sup> April, 2015. Pursuant to Order, the entire shares of the Company held by Kirloskar Brothers Investments Ltd became shares of Pneumatic Holdings Ltd.


iii) **Change in Promoters' Shareholding (please specify, if there is no change)**

Sl. No.	Particular	Shareholding at the beginning of the year		Cumulative Shareholding during the year	
		No. of shares	% of total shares of the company	No. of shares	% of total shares of the company
	At the beginning of the year	8,720,124	67.89	8,720,124	67.89
	Decrease on 31/03/2016 –Transfer	425	0.00	8,719,699	67.89
	At the end of the year	8,719,699	67.89	8,719,699	67.89

Note- 1. In case of shares held in dematerialized form, the date of increase / decrease in shareholding corresponds to the date of Benpos provided by the Depositories i.e. NSDL & CDSL.

(iv) **Shareholding Pattern of top ten shareholders (other than Directors, Promoters and Holders of GDRs and ADRs)**


Sl. No	For Each of the Top 10 Shareholders	Reason	Shareholding		Cumulative Shareholding during the year	
			No. of shares	% of total Shares of the Company	No. of shares	% of total Shares of the Company
1	<b>Reliance Capital Trustee Co. Limited A/c Reliance Diversified Power Sector Fund</b>					
	At the beginning of the year [01/04/2015]		828,867	6.45	828,867	6.45
	Increase as on 10/04/2015	Transfer	850	0.01	829,717	6.46
	Increase as on 26/06/2015	Transfer	1,000	0.01	830,717	6.47
	Increase as on 28/08/2015	Transfer	3,000	0.02	833,717	6.49
	Decrease as on 08/01/2016	Transfer	(24,861)	(0.19)	808,856	6.30
	Increase as on 05/02/2016	Transfer	1,600	0.01	810,456	6.31
	At the end of the year [31/03/2016]		810,456	6.31	810,456	6.31
2	<b>HDFC Trustee Company Limited - HDFC Tax Saver Fund</b>					
	At the beginning of the year [01/04/2015]		506,706	3.94	506,706	3.94
	Increase as on 31/07/2015	Transfer	120,000	0.93	626,706	4.88
	Decrease as on 11/12/2015	Transfer	(126,706)	(0.99)	500,000	3.89
	At the end of the year [31/03/2016]		500,000	3.89	500,000	3.89
3	<b>IDFC Premier Equity Fund</b>					
	At the beginning of the year [01/04/2015]		414,367	3.23	414,367	3.23
	Increase / Decrease in shareholding		No change during the year			
	At the end of the year [31/03/2016]		414,367	3.23	414,367	3.23



Sl. No	For Each of the Top 10 Shareholders	Reason	Shareholding		Cumulative Shareholding during the year	
			No. of shares	% of total Shares of the Company	No. of shares	% of total Shares of the Company
4	<b>HDFC Trustee Company Limited-HDFC Prudence Fund</b>					
	At the beginning of the year [01/04/2015]		108,145	0.84	108,145	0.84
	Increase as on 03/04/2015	Transfer	992	0.01	109,137	0.85
	Increase as on 01/05/2015	Transfer	11,768	0.09	120,905	0.94
	Increase as on 29/05/2015	Transfer	25,683	0.20	146,588	1.14
	Increase as on 26/06/2015	Transfer	904	0.01	147,492	1.15
	Increase as on 03/07/2015	Transfer	1,123	0.01	148,615	1.16
	Increase as on 17/07/2015	Transfer	2,800	0.02	151,415	1.18
	Increase as on 24/07/2015	Transfer	4,725	0.04	156,140	1.22
	Increase as on 07/08/2015	Transfer	2,700	0.02	158,840	1.24
	Increase as on 14/08/2015	Transfer	14,350	0.11	173,190	1.35
	Increase as on 30/09/2015	Transfer	15,000	0.11	188,190	1.46
	Increase as on 30/10/2015	Transfer	2,000	0.02	190,190	1.48
	Increase as on 11/12/2015	Transfer	100,000	0.78	290,190	2.26
At the end of the year [31/03/2016]		290,190	2.26	290,190	2.26	
5	<b>Reliance Capital Trustee Co. Limited A/c Reliance Small Cap Fund</b>					
	At the beginning of the year [01/04/2015]		273,804	2.13	273,804	2.13
	Increase as on 19/06/2015	Transfer	1,095	0.01	274,899	2.14
	Increase as on 28/08/2015	Transfer	325	0.00	275,224	2.14
	At the end of the year [31/03/2016]		275,224	2.14	275,224	2.14
6	<b>Amrit Petroleums Private Limited</b>					
	At the beginning of the year [01/04/2015]		Nil	Nil	Nil	Nil
	Increase as on 10/07/2015	Transfer	136,091	1.06	136,091	1.06
	Decrease as on 08/01/2016	Transfer	(6,124)	(0.05)	129,967	1.01
	At the end of the year [31/03/2016]		129,967	1.01	129,967	1.01
7	<b>Arun Nahar</b>					
	At the beginning of the year [01/04/2015]		56,300	0.44	56,300	0.44
	Increase / Decrease in shareholding		No change during the year			
	At the end of the year [31/03/2016]		56,300	0.44	56,300	0.44

Sl. No	For Each of the Top 10 Shareholders	Reason	Shareholding		Cumulative Shareholding during the year	
			No. of shares	% of total Shares of the Company	No. of shares	% of total Shares of the Company
8	<b>Mukesh Babu Financial Services Limited</b>					
	At the beginning of the year [01/04/2015]		50,000	0.39	50,000	0.39
	Increase / Decrease in shareholding		No change during the year			
	At the end of the year [31/03/2016]		50,000	0.39	50,000	0.39
9	<b>Neeta Jatin Jhaveri J/w Avani Hemal Jhaveri</b>					
	At the beginning of the year [01/04/2015]		Nil	Nil	Nil	Nil
	Increase as on 31/03/2016	Transfer	42,813	0.33	42,813	0.33
	At the end of the year [31/03/2016]		42,813	0.33	42,813	0.33
10	<b>Hina J Parekh</b>					
	At the beginning of the year [01/04/2015]		Nil	Nil	Nil	Nil
	Increase as on 25/09/2015	Transfer	1,751	0.01	1,751	0.01
	Increase as on 30/09/2015	Transfer	2,249	0.02	4,000	0.03
	Increase as on 09/10/2015	Transfer	41	0.00	4,041	0.03
	Increase as on 30/10/2015	Transfer	3,157	0.02	7,198	0.05
	Increase as on 06/11/2015	Transfer	5,150	0.04	12,348	0.09
	Increase as on 13/11/2015	Transfer	690	0.01	13,038	0.10
	Increase as on 20/11/2015	Transfer	1,635	0.01	14,673	0.11
	Increase as on 27/11/2015	Transfer	2,366	0.02	17,039	0.13
	Increase as on 11/12/2015	Transfer	1,961	0.02	19,000	0.15
	Increase as on 18/12/2015	Transfer	21,000	0.16	40,000	0.31
	At the end of the year [31/03/2016]		40,000	0.31	40,000	0.31

- Notes: 1. In case of shares held in dematerialized form, the date of increase / decrease in shareholding corresponds to the date of Benpos provided by the Depositories i.e. NSDL & CDSL.
2. The above list is based on information of shareholders folio wise.



**(v) Shareholding of Directors and Key Managerial Personnel:**

SI No	Particulars	Mr Rahul C Kirloskar Executive Chairman				Mr Atul C Kirloskar Non-Executive Director			
		Shareholding at the beginning of the year		Cumulative Shareholding during the year		Shareholding at the beginning of the year		Cumulative Shareholding during the year	
		No. of shares	% of total shares of the Company	No. of shares	% of total shares of the Company	No. of shares	% of total shares of the Company	No. of shares	% of total shares of the Company
	At the beginning of the year	115,579	0.90	115,579	0.90	114,330	0.89	114,330	0.89
	Date wise Increase / Decrease in Share Holding during the year specifying the reasons for increase / decrease (e.g. allotment / transfer / bonus / sweat equity etc.)	No change during the year							
	At the end of the year	115,579	0.90	115,579	0.90	114,330	0.89	114,330	0.89

Note :

- The above shareholding is considered in the name of first holder only.


SI No	Particulars	Mr Vikram S Kirloskar Non-Executive Director				Mr D R Swar Non-Executive Director			
		Shareholding at the beginning of the year		Cumulative Shareholding during the year		Shareholding at the beginning of the year		Cumulative Shareholding during the year	
		No. of shares	% of total shares of the Company	No. of shares	% of total shares of the Company	No. of shares	% of total shares of the Company	No. of shares	% of total shares of the Company
	At the beginning of the year	Nil	Nil	Nil	Nil	Nil	Nil	Nil	Nil
	Date wise Increase / Decrease in Share Holding during the year specifying the reasons for increase / decrease (e.g. allotment / transfer / bonus / sweat equity etc.)	No change during the year							
	At the end of the year	Nil	Nil	Nil	Nil	Nil	Nil	Nil	Nil



SI No	Particulars	Mr A C Mukherji Non-Executive & Independent Director				Mr P S Jawadekar Non-Executive & Independent Director			
		Shareholding at the beginning of the year		Cumulative Shareholding during the year		Shareholding at the beginning of the year		Cumulative Shareholding during the year	
		No. of shares	% of total shares of the Company	No. of shares	% of total shares of the Company	No. of shares	% of total shares of the Company	No. of shares	% of total shares of the Company
	At the beginning of the year	Nil	Nil	Nil	Nil	Nil	Nil	Nil	Nil
	Date wise Increase / Decrease in Share Holding during the year specifying the reasons for increase / decrease (e.g. allotment / transfer / bonus / sweat equity etc.)	No change during the year							
	At the end of the year	Nil	Nil	Nil	Nil	Nil	Nil	Nil	Nil

SI No	Particulars	Mr G K Rao Non-Executive & Independent Director				Mr Sunil Shah Singh Non-Executive & Independent Director			
		Shareholding at the beginning of the year		Cumulative Shareholding during the year		Shareholding at the beginning of the year		Cumulative Shareholding during the year	
		No. of shares	% of total shares of the Company	No. of shares	% of total shares of the Company	No. of shares	% of total shares of the Company	No. of shares	% of total shares of the Company
	At the beginning of the year	Nil	Nil	Nil	Nil	1,000	0.01	1,000	0.01
	Date wise Increase / Decrease in Share Holding during the year specifying the reasons for increase / decrease (e.g. allotment / transfer / bonus / sweat equity etc.)	No change during the year							
	At the end of the year	Nil	Nil	Nil	Nil	1,000	0.01	1,000	0.01

Note : 1. The above shareholding is considered in the name of first holder only.



SI No	Particulars	Dr Aditi Pant Non-Executive & Independent Director				Dr Ajay Kumar Dua Additional Director (wef 14 March 2016)			
		Shareholding at the beginning of the year		Cumulative Shareholding during the year		Shareholding at the beginning of the year		Cumulative Shareholding during the year	
		No. of shares	% of total shares of the Company	No. of shares	% of total shares of the Company	No. of shares	% of total shares of the Company	No. of shares	% of total shares of the Company
	At the beginning of the year	Nil	Nil	Nil	Nil	NA	NA	Nil	Nil
	Date wise Increase / Decrease in Share Holding during the year specifying the reasons for increase / decrease (e.g. allotment / transfer / bonus / sweat equity etc.)	No change during the year							
	At the end of the year	Nil	Nil	Nil	Nil	NA	NA	Nil	Nil

SI No	Particulars	Mr Aditya Kowshik Managing Director			
		Shareholding at the beginning of the year		Cumulative Shareholding during the year	
		No. of shares	% of total shares of the Company	No. of shares	% of total shares of the Company
	At the beginning of the year	Nil	Nil	Nil	Nil
	Date wise Increase / Decrease in Share Holding during the year specifying the reasons for increase / decrease (e.g. allotment / transfer / bonus / sweat equity etc.)	No change during the year			
	At the end of the year	Nil	Nil	Nil	Nil

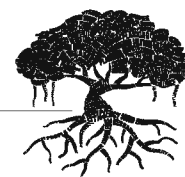
SI No	Particulars	Mr Suhas S Kolhatkar Vice President & Chief Financial Officer				Mr Jitendra Shah Company Secretary			
		Shareholding at the beginning of the year		Cumulative Shareholding during the year		Shareholding at the beginning of the year		Cumulative Shareholding during the year	
		No. of shares	% of total shares of the Company	No. of shares	% of total shares of the Company	No. of shares	% of total shares of the Company	No. of shares	% of total shares of the Company
	At the beginning of the year	208	0.00	208	0.00	Nil	Nil	Nil	Nil
	Date wise Increase / Decrease in Share Holding during the year specifying the reasons for increase / decrease (e.g. allotment / transfer / bonus / sweat equity etc.)	No change during the year							
	At the end of the year	208	0.00	208	0.00	Nil	Nil	Nil	Nil

Note : 1. The above shareholding is considered in the name of first holder only.

## V. INDEBTEDNESS

Indebtedness of the Company including interest outstanding/accrued but not due for payment

Particulars	Secured Loans excluding deposits	Unsecured Loans	Deposits	Total Indebtedness
<b>Indebtedness at the beginning of the financial year</b>				
i) Principal Amount	NIL			
ii) Interest due but not paid				
iii) Interest accrued but not due				
<b>Total (i+ii+iii)</b>				
<b>Change in Indebtedness during the financial year</b>				
• Addition	NIL			
• Reduction				
<b>Net Change</b>				
<b>Indebtedness at the end of the financial year</b>				
i) Principal Amount	NIL			
ii) Interest due but not paid				
iii) Interest accrued but not due				
<b>Total (i+ii+iii)</b>				


**VI. REMUNERATION OF DIRECTORS AND KEY MANAGERIAL PERSONNEL**
**A. Remuneration of Managing Director, Whole-time Directors and/or Manager: (Amount in Rs.)**

Sl. No.	Particulars of Remuneration	Name of Managing Director / Whole Time Director / Manager		Total Amount
		Mr Rahul C Kirloskar Executive Chairman	Mr Aditya Kowshik Managing Director	
1.	Gross Salary			
	a) Salary as per provisions contained in Section 17(1) of the Income Tax Act, 1961	12,000,000	6,600,000	18,600,000
	b) Value of perquisites under Section 17(2) of the Income Tax Act, 1961	3,203,610	941,906	4,145,516
	c) Profits in lieu of salary under Section 17(3) of the Income Tax Act, 1961	-	-	-
2.	Stock Option	-	-	-
3.	Sweat Equity	-	-	-
4.	Commission - as % of profit - others : Commission *	8,500,000	8,000,000	16,500,000
5.	Others, please specify Contribution to Funds	2,540,000	2,120,000	4,660,000
	<b>Total (A)</b>	<b>26,243,610</b>	<b>17,661,906</b>	<b>43,905,516</b>
	Ceiling as per the Act	Being 10% of the Net Profit of the Company calculated as per Sec. 198 of the Companies Act, 2013		53,279,837

\* Payable only on adoption of accounts in the ensuing Annual General Meeting.

**B. Remuneration to other Directors: (Amount in Rs.)**

Sl. No.	Particulars of Remuneration	Name of Directors						Total Amount
		Mr A C Mukherji	Mr P S Jawadekar	Mr G K Rao	Mr Sunil Shah Singh	Dr Aditi Pant	Dr Ajay Kumar Dua	
1.	Independent Directors							
	Fee for attending board / committee meetings	500,000	600,000	625,000	375,000	300,000	50,000	2,450,000
	* Commission	925,000	925,000	925,000	300,000	300,000	60,000	3,435,000
	Others, please specify	-	-	-	-	-	-	-
	<b>Total (1)</b>	<b>1,425,000</b>	<b>1,525,000</b>	<b>1,550,000</b>	<b>675,000</b>	<b>600,000</b>	<b>110,000</b>	<b>5,885,000</b>
2.	Other Non-Executive Directors							
	Fee for attending board / committee meetings	250,000	50,000	525,000				825,000
	* Commission	300,000	60,000	300,000				660,000
	Others, please specify	-	-	-				-
	<b>Total (2)</b>	<b>550,000</b>	<b>110,000</b>	<b>825,000</b>				<b>1,485,000</b>
	<b>Total (B) = (1+2)</b>							<b>7,370,000</b>
	Overall Ceiling as per the Act	Being 1% of the Net Profit of the Company calculated as per Sec. 198 of the Companies Act, 2013, excluding sitting fees paid to Non-Executive Directors						5,327,984

\* Payable only on adoption of accounts in the ensuing Annual General Meeting.

C. Remuneration to Key Managerial Personnel other than Managing Director / Manager / Whole Time Director

(Amount in Rs.)

Sl. No.	Particulars of Remuneration	Key Managerial personnel		
		Mr Suhas S Kolhatkar Vice President & Chief Financial Officer	Mr Jitendra Shah Company Secretary	Total
1.	Gross Salary			
	(a) Salary as per provisions contained in Section 17(1) of the Income Tax Act, 1961	6,421,010	1,601,604	8,022,614
	(b) Value of perquisites under Section 17(2) of the Income Tax Act, 1961	121,135	-	121,135
	(c) Profits in lieu of salary under Section 17(3) of the Income Tax Act, 1961	-	-	-
2.	Stock Option	-	-	-
3.	Sweat Equity	-	-	-
4.	Commission - as % of profit - others, specify .....	-	-	-
5.	Others, please specify Contribution to Statutory Funds	481,030	171,343	652,373
	<b>Total</b>	<b>7,023,175</b>	<b>1,772,947</b>	<b>8,796,122</b>

VII. PENALTIES / PUNISHMENT / COMPOUNDING OF OFFENCES:

Type	Section of the Companies Act	Brief Description	Details of Penalty / Punishment / Compounding fees imposed	Authority [RD / NCLT / COURT]	Appeal made, if any (give details)
<b>A. COMPANY</b>					
Penalty			<b>NIL</b>		
Punishment					
Compounding					
<b>B. DIRECTORS</b>					
Penalty			<b>NIL</b>		
Punishment					
Compounding					
<b>C. OTHER OFFICERS IN DEFAULT</b>					
Penalty			<b>NIL</b>		
Punishment					
Compounding					